

On January 23, 2025  
76 Volunteers conducted  
311 interviews &  
28 Observations  
To tell a part of the story  
for 362  
Lake County Residents  
experiencing  
homelessness.

**The PIT count is not a perfect measure of homelessness. Some individuals experiencing homelessness may be missed due to the nature of the count or may not meet HUD's definition for the purpose of this count. And...**





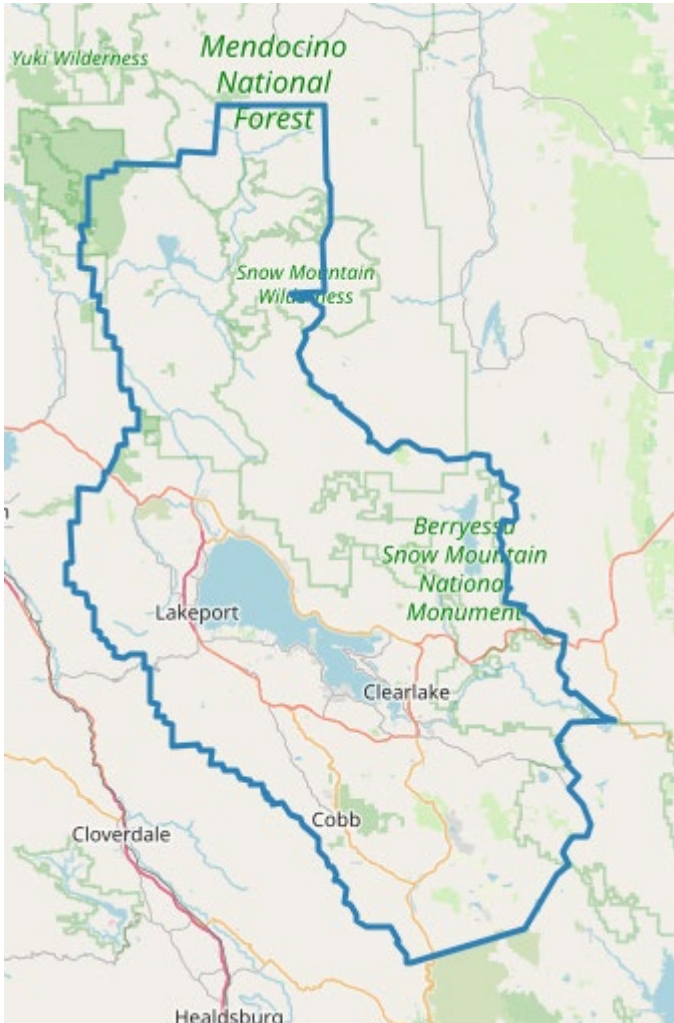
# Our Count is consistent with the State as a whole...

- In 2024, while homelessness increased nationally by over 18%, **California limited its overall increase to just 3%** — a lower rate than in 40 other states. States like Florida, Texas, New York, and Illinois saw larger increases both in percentage and absolute numbers.
- **California also achieved the nation's largest reduction in veteran homelessness and made meaningful progress in reducing youth homelessness.**
- <https://www.gov.ca.gov/2025/07/23/governor-newsom-announces-local-progress-in-reducing-homelessness/>

Is Lake fewer this year? Maybe. Last year included 126 “**observations**” as opposed to 28 this year.

Year	Sheltered	Unsheltered	Interviews	Observations	Total
2025	66	245	311	28	362
2024	65	310	375	126	511
2023	30	226	256	64	322
2022	63	252	315	32	369
2021	78	226	304	15	339

# Total Surveyed by Zip Code



City/Town	Zip Code	# Surveyed	Approx Population	Per 1000
Clearlake	95422	126	17101	0.74
Clearlake Oaks	95423	28	3432	0.82
Clearlake Park	95424	0		0
Cobb	95426	0	1265	0
Finley	95435	0	340	0
Glenhaven	95443	0	70	0
Kelseyville	95451	35	12793	0.27
Lakeport	95453	84	11888	0.71
Lower Lake	95457	12	3036	0.4
Lucerne	95458	10	3365	0.3
Middletown	95461	6	3720	0.16
Nice	95464	34	2417	1.41
Upper Lake	95485	27	2900	0.93
<b>Total</b>		<b>362</b>	<b>62327</b>	<b>0.58</b>



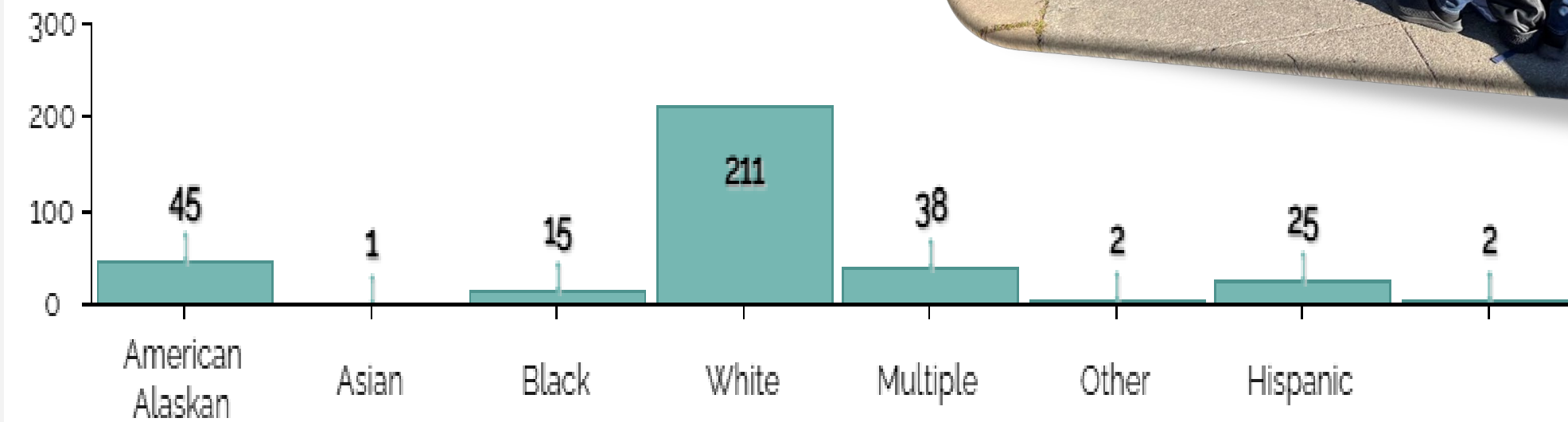
# Sovereign Nations Within Lake County

- While 45 people answered that they are American Indian or Alaskan Native, among these **only 17 self identified as a member of a Lake County tribe.**
- Big Valley 12
- Elem 2
- Scotts Valley 1
- Robinson 2
- **Zero reported for either Middletown or Habematolel.**



# Race & Ethnicity

Race (339)





# White (Non-Hispanic)

45 out of 366 is 12%  
17 of out of 366 is 4.5%  
Compared to being only 2 % of total population.

65.3%

Two Races  
Excluding  
Other, & Three  
or More Races  
(Non-Hispanic)

4.02%

American  
Indian &  
Alaska  
Native  
(Non-  
Hispanic)

2%

Black or  
African  
American  
(Non-  
Hispanic)

1.93%

Two Races Including  
Other (Non-Hispanic)

1.49%

Asian (Non-Hispanic)

1.04%

# Other (Hispanic)

12.5%

Two Races Including  
Other (Hispanic)

4.4%

White (Hispanic)

3.97%

Two Races  
Excluding  
Other, &  
Three or  
More Races  
(Hispanic)

1.76%

American Indian &  
Alaska Native  
(Hispanic)

0.81%

Black or African...

0.24%



White



Other



Two Races Including Other



Two Races Excluding Other, & Three or More Races



American Indian & Alaska Native



Black or African American



Asian



Native Hawaiian & Other Pacific Islander

2013 2014 2015 2016 2017 2018 2019 2020 2021 2022 2023

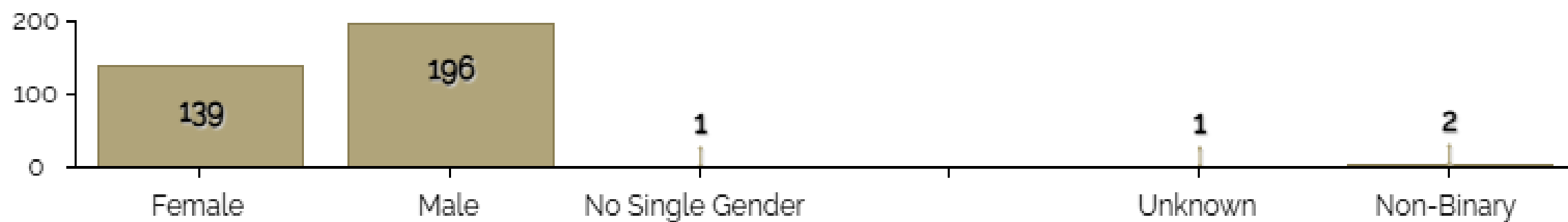




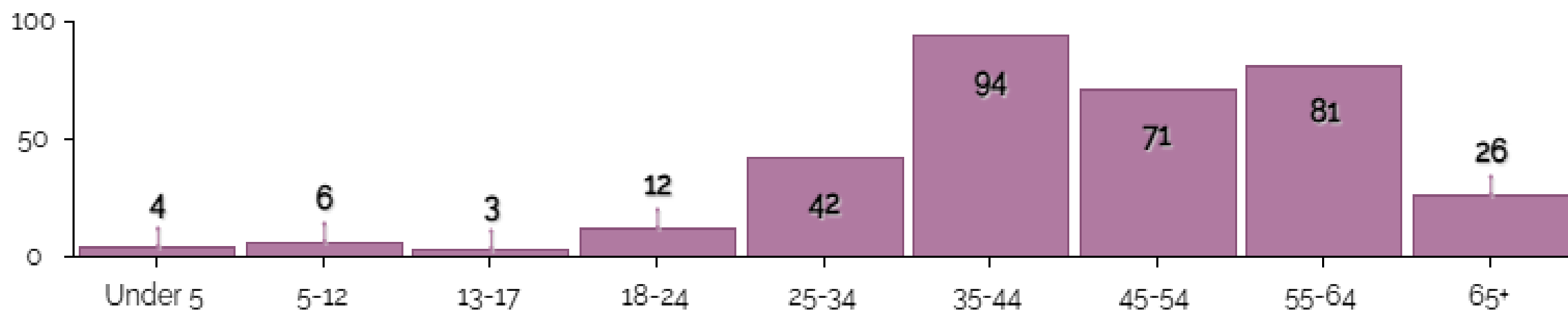
## 17 Veterans

- **5 Veterans** in sheltered survey  
Last year 6.
- **12 veterans** in unsheltered survey  
Last year 14
- Functional zero refers to growth, not the number of people

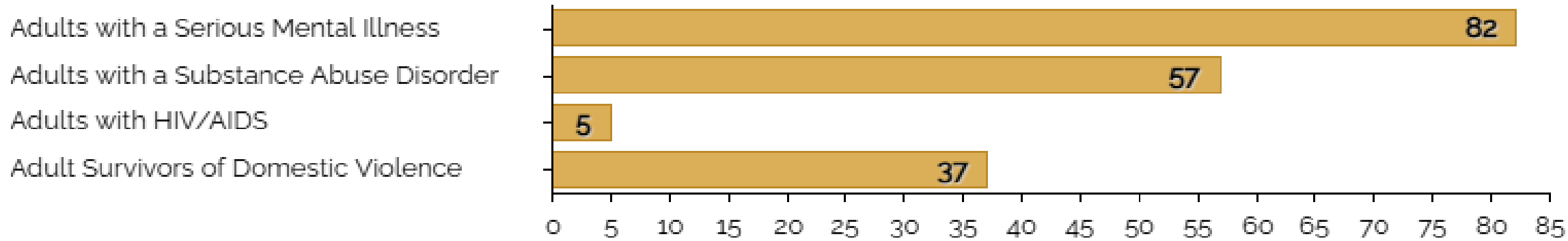
Gender (339)



Age (339)



Additional Homeless Populations (326 adults)



Additional Homeless Populations	Sheltered			Unsheltered	Total
	Emergency	Transitional	Safe Haven		
Adults with a Serious Mental Illness					119
Adults with a Substance Use Disorder					68
Adults with HIV/AIDS					9
Adult Survivors of Domestic Violence (optional)					37



# Regarding Lake County Unique Questions

---



Note that the unique questions were not included in the 62 completed Sheltered Surveys, nor the 28 Observation Tallies, **only the 242 completed unsheltered surveys**



Note that the Sheltered Survey did not include tribal sheltering programs, included programs included Project Restoration, Hope Center, The Nest, Ximitin Haven, LCBHS Emergency Hotel

# Lake County is home.

As of 2023, 9.34% of Lake County, CA residents were born outside of the country (6.37k people).

- Of the 242 unsheltered surveys, 8 people declined to answer “How Long have you lived in Lake County.”
- The total numbers of years the remaining 234 people have lived in Lake County is 4,928.
- **That is an average of over 18 years.**
- 143 of survey respondents still have family living in Lake County.





# Fire Related Homelessness: 45 out of 242 surveys (18.6%)

Name of Fire	Still Homeless from Fire
2024 Boyles or Glenhaven Fires	11
2021 Cache Fire	3
2020 LNU Lighting Complex	1
2019 Kincaid	3
2018 Ranch Fire Mendo Complex	3
2017 Sulphur Fire	6
2016 Clayton Fire	1
2015 Valley Fire	12
Other Fires	5





# Youth Related Questions



Were you ever in Foster care or considered an ICWA student?

43 said yes.

Do you believe you are experiencing homeless due to aging out of the foster care system

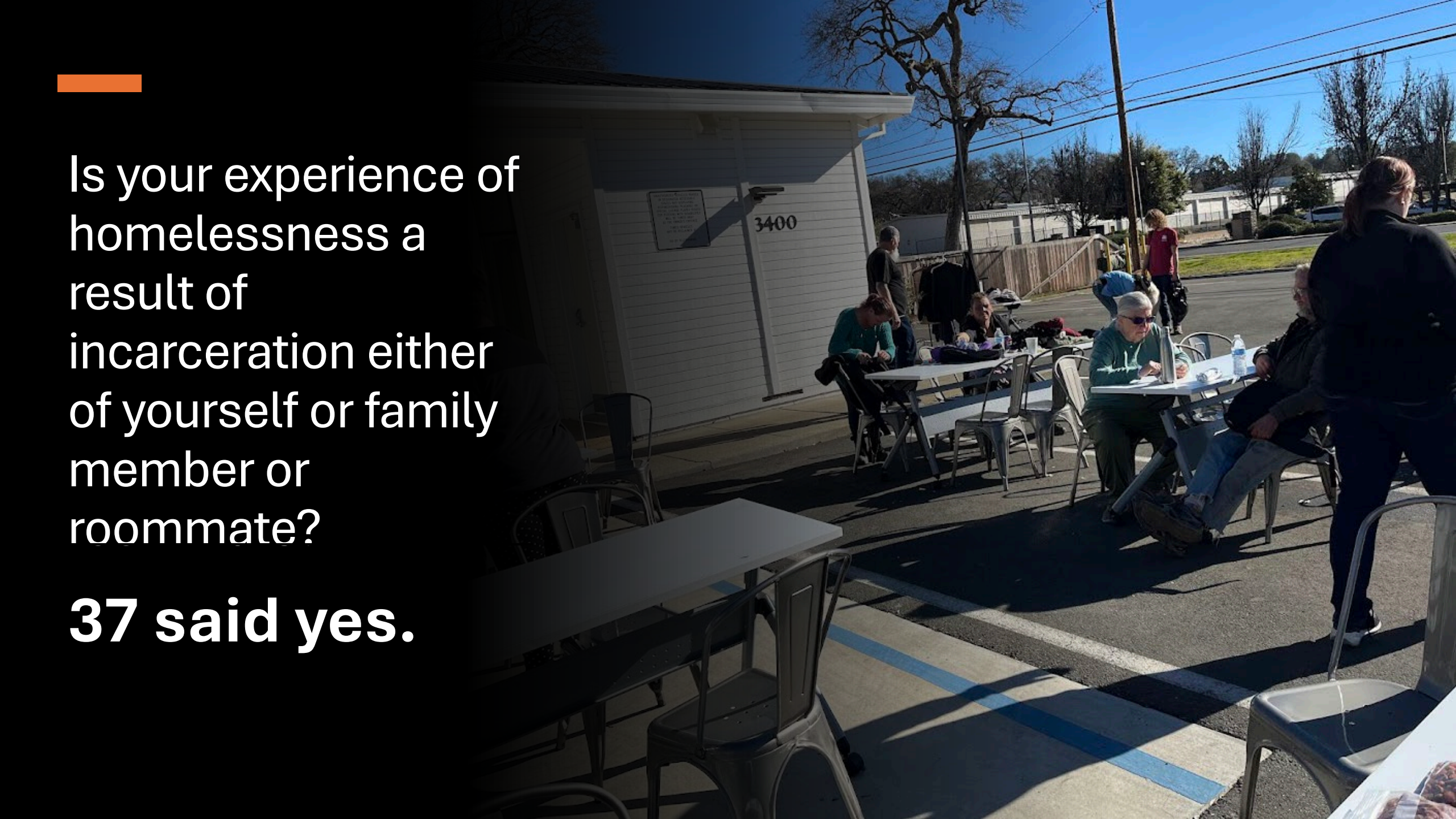
7 said yes.

Were you homeless as a youth or an unaccompanied youth?

20 said yes.

Do you believe your living situation as a youth contributes to your current situation?

20 said yes.

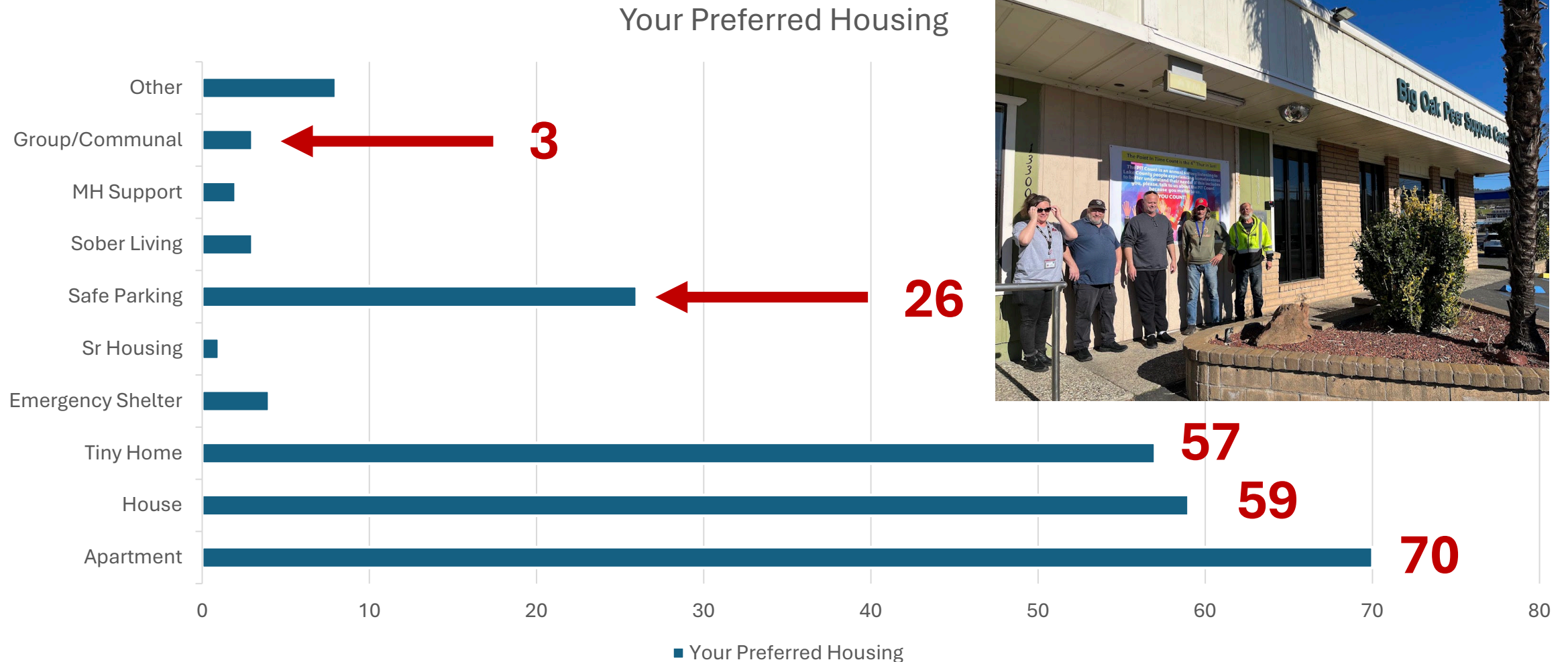


Is your experience of homelessness a result of incarceration either of yourself or family member or roommate?

**37 said yes.**



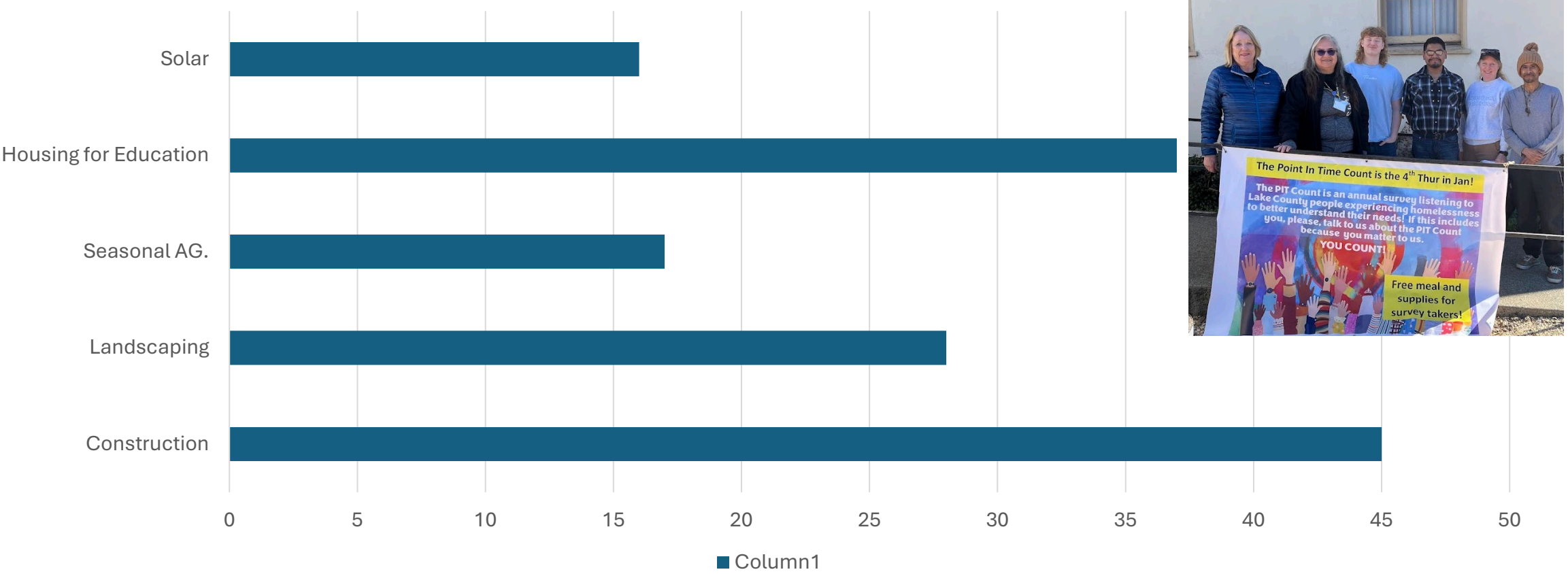
# Thinking just about yourself or your family what kind of housing would you prefer if it was available today (233 responding)?





# Would you consider living in a dorm if all residents were part of a job training or educational program?

98 people said YES initially but when type of program was added it went up to 143!



Again, thinking just about **yourself or your family** what price range could you reasonably afford to pay for housing?

Price Range	How Many in this category?
It would have to be free	95
Less than \$200	45
Between \$200-\$400	28
\$400-\$600	38
\$600-\$800	20
\$800 or more	10



For the purpose of the PIT, how many people are experiencing homelessness?

● Interview	311
<i>Unsheltered</i>	245
<i>Sheltered</i>	66
● Observation	28
<b>Total:</b>	<b>362</b>



Submitted by PIT Count Chair Rev. Shannon Kimbell-Auth  
For questions email me at [Shannon.kimbellaauth@redcross.com](mailto:Shannon.kimbellaauth@redcross.com)