COUNTY OF LAKE BEHAVIORAL HEALTH CLEARLAKE FACILITY EXPANSION

7000-B S. CENTER DR.
CLEARLAKE, CA 95422

LOCATION MAP

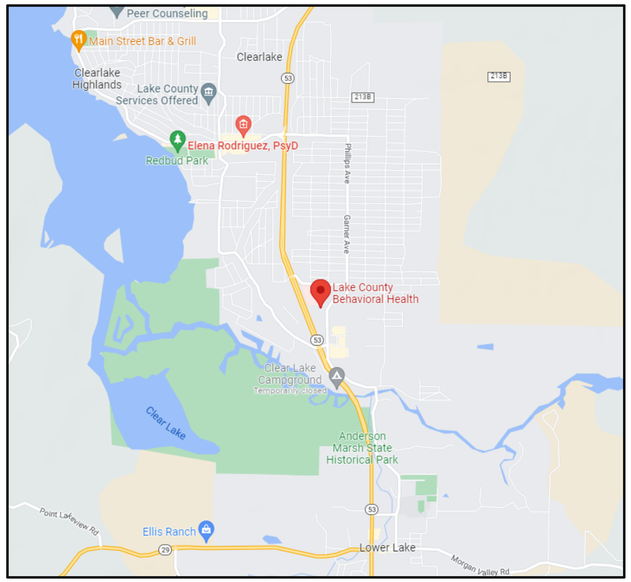

VICINITY MAP

RENDERING

PROJECT DATA

PERMIT APPLICANT: COAR DESIGN GROUP ON BEHALF OF COUNTY OF LAKE

CLIENT: COUNTY OF LAKE
333 SECOND STREET
LAKEPORT, CA 95453

GOVERNING AGENCY: CITY OF CLEARLAKE
14050 OLYMPIC DRIVE
CLEARLAKE, CA 95422

GOVERNING CODES:
2022 CALIFORNIA BUILDING CODE
2022 CALIFORNIA FIRE CODE
2022 CALIFORNIA ENERGY CODE
2022 CALIFORNIA GREEN BUILDING STANDARDS
2022 CALIFORNIA ELECTRICAL CODE
2022 CALIFORNIA MECHANICAL CODE
2022 CALIFORNIA PLUMBING CODE
2022 CALIFORNIA EXISTING BUILDING CODE

PROJECT ADDRESS: 7000-B SOUTH CENTER DR,
CLEARLAKE, CA 95422

ASSESSOR'S PARCEL NO.: 010-043-58

ZONING: C-3 (1988)

OCCUPANCY GROUP: B2 OFFICE (1988 UBC)
B OFFICE (2013 CBC)

TYPE CONSTRUCTION:
TYPE VN NO FIRE SPRINKLER SYSTEM (1988 UBC)
TYPE VB NO FIRE SPRINKLER SYSTEM (2022 CBC)

SITE AREA: 1.37 ACRES ± (1988)

NUMBER OF STORIES: ONE

BUILDING AREA:

EXISTING BUILDING	8,436 S.F.
PROPOSED ADDITION	4,635 S.F.
TOTAL	13,071 S.F.

PROJECT TEAM

ARCHITECTURE
COAR Design Group
200 E Street
Santa Rosa, CA 95404
(707) 544-3920
Contact: Jeff Katz, AIA
jeff@coargroup.com

OWNER
County of Lake - Public Services Department
333 Second Street
Lakeport, CA 95453
P: (707) 262-1618, F: (707) 262-0973
Contact: Lars Ewing
lars.ewing@lakecountyca.gov

CIVIL
BKF Engineers
200 4th Street, Suite 300
Santa Rosa, CA 95401
(707) 583-8500
Contact: Daniel Schaefer
dschaefer@bkf.com

LANDSCAPE
RHAA Landscape Architects & Planners, Inc.
6840 Indiana Avenue, Suite 100
Riverside, CA 92506
(951) 781-1930
Contact: Manuela King
manuela@rhala.com

STRUCTURAL
ZFA Structural Engineers
1212 Fourth Street, Suite Z
Santa Rosa, CA 95404
(707) 526-0992
Contact: Luke Wilson
lukew@zfa.com

MECHANICAL
Lefler Engineering
1651 Second Street
San Rafael, CA 94901
P: (415) 456-4220 F: (415) 456-4220
Contact: Trevor Lefler
trevor@leflerengineering.com

PLUMBING
Lefler Engineering
1651 Second Street
San Rafael, CA 94901
P: (415) 456-4220 F: (415) 456-4220
Contact: Trevor Lefler
trevor@leflerengineering.com

ELECTRICAL
O'Mahony & Myer
4340 Redwood Highway, Suite 245
P: (415) 492-0420, F: (415) 479-9662
Contact: Pieter Colenbrander
pcolenbrander@ommconsulting.com

SCOPE OF WORK

SCOPE OF WORK:
1. DEMOLITION AND REMODEL OF INTERIOR SPACES
2. CONSTRUCT ADDITIONAL SPACE TO EXPAND OFFICES AND SERVICES
3. REPLACE DAMAGED WINDOWS AS REQUIRED
4. REPLACE FLOORING THROUGHOUT
4. PATCH AND REPAIR DAMAGED EXTERIOR STUCCO FINISH
5. REPAINT INTERIOR AND EXTERIOR BUILDING

DEPARTMENT APPROVAL

DEPARTMENT	SIGNATURE	DATE
BEHAVIORAL HEALTH DIRECTOR		
PUBLIC SERVICES DIRECTOR		
FIRE MARSHAL		
WATER SERVICES DIRECTOR		
SEWER SERVICES DIRECTOR		

LICENSED ARCHITECT JEFFREY A. KATZ C-18823 REN. 09/10/23 STATE OF CALIFORNIA

coar DESIGN GROUP
200 E STREET, SANTA ROSA, CA 95404
619.698.9177 | www.coargroup.com

PROJECT:
THE COUNTY OF LAKE
COUNTY OF LAKE BEHAVIORAL HEALTH CLEARLAKE FACILITY EXPANSION
7000-B S. CENTER DR.
CLEARLAKE, CA 95422

COUNTY OF LAKE STATE OF CALIFORNIA

DESCRIPTION:	DATE:
DESIGN DEVELOPMENT	12/28/23
PERMIT SUBMITTAL	04/01/24

COUNTY BID NUMBER: XX-XX

PROJECT NUMBER: 221002

SHEET TITLE: TITLE SHEET

SHEET NUMBER: T-1

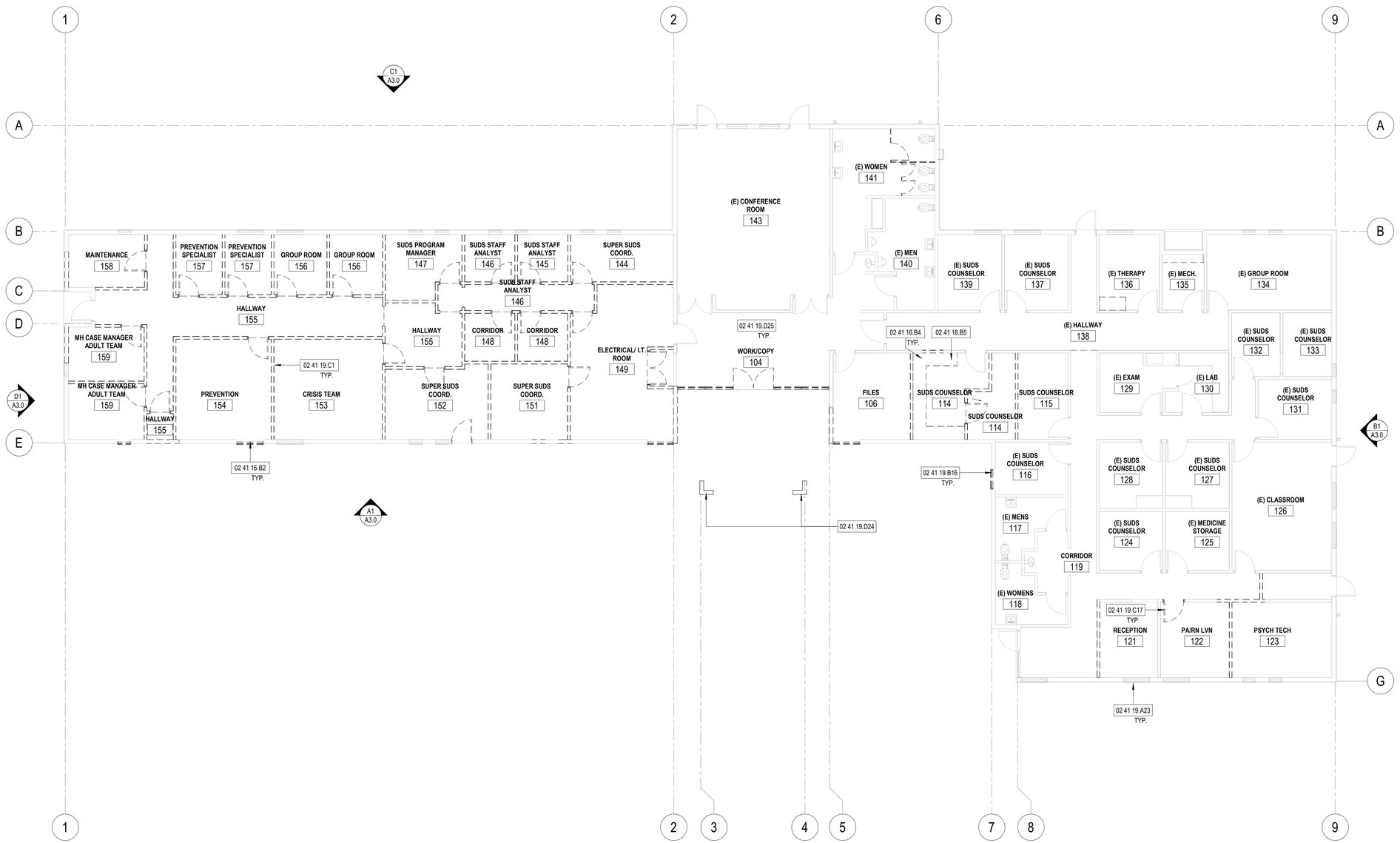

D1 A2.0 FLOOR PLAN - DEMOLITION
SCALE: 1/8" = 1'-0"

CONSTRUCTION NOTES

02 41 16.B2	DEMO STOREFRONT SYSTEM
02 41 16.B4	DEMO CASEWORK
02 41 16.B5	DEMO COUNTERTOP
02 41 19.A23	EXISTING STOREFRONT TO REMAIN, PROTECT IN PLACE
02 41 19.B16	REMOVE STOREFRONT
02 41 19.C1	REMOVE INTERIOR PARTITION WALL
02 41 19.C17	REMOVE DOOR
02 41 19.D24	REMOVE COLUMN
02 41 19.D25	REMOVE FLOORING THROUGHOUT BUILDING, TYPICAL

DEMO NOTES

1. PERFORM ALL DEMOLITION SO THAT EXISTING CONSTRUCTION THAT WILL REMAIN IS UNDAMAGED. ANY DAMAGED EXISTING TO REMAIN CONSTRUCTION TO BE REPAIRED.
2. EXTENT OF REMOVAL AS INDICATED IS APPROXIMATE. CONTRACTOR SHALL VERIFY THE EXTENT OF REMOVAL WORK TO PROPERLY ACCOMMODATE THE CONSTRUCTION METHOD. ADDITIONAL REMOVAL AND PATCHING REQUIRED TO ACCOMMODATE NEW CONSTRUCTION SHALL BE CONSIDERED INCIDENTAL TO NEW WORK.
3. SEE CIVIL, MECHANICAL, PLUMBING AND ELECTRICAL FOR ADDITIONAL DEMOLITION REQUIREMENTS.
4. FLOOR FINISH THROUGHOUT BUILDING TO BE DEMOLISHED AND REPLACED. SEE FLOOR FINISH PLAN A2.8. EXISTING CONSTRUCTION SHOULD BE PROTECTED AND RESTORED DURING DEMO OF FLOOR FINISH. ADDITIONAL REMOVAL AND PATCHING REQUIRED TO ACCOMMODATE NEW CONSTRUCTION SHALL BE CONSIDERED INCIDENTAL TO NEW WORK.

DEMO LEGEND

- - - - - - DEMOLITION

EXISTING TO REMAIN

LICENSED ARCHITECT
JEFFREY A. KATZ
C-018223
REN. 09/10/23
STATE OF CALIFORNIA

coar DESIGN GROUP
200 E STREET, SANTA ROSA, CA 95404
619.698.9177 | www.coargroup.com

PROJECT:
THE COUNTY OF LAKE
COUNTY OF LAKE BEHAVIORAL HEALTH CLEARLAKE FACILITY EXPANSION
7000-B S. CENTER DR.
CLEARLAKE, CA 95422

COUNTY OF LAKE STATE OF CALIFORNIA

DESCRIPTION:	DATE:
DESIGN DEVELOPMENT	12/28/23
PERMIT SUBMITTAL	04/01/24

COUNTY BID NUMBER:
XX-XX

PROJECT NUMBER:
221002

SHEET TITLE:
FLOOR PLAN - DEMOLITION

SHEET NUMBER:
A2.0

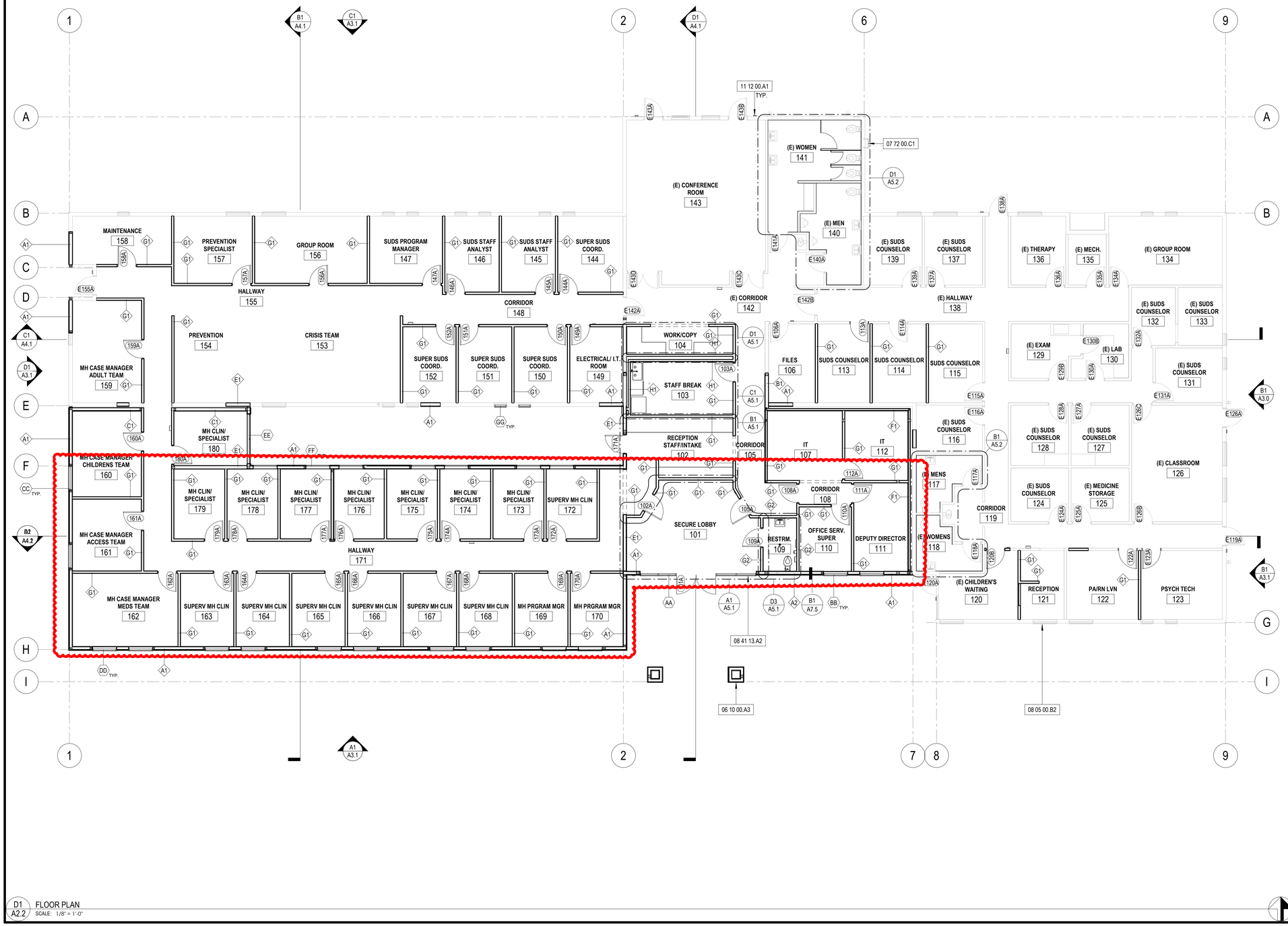

D1 FLOOR PLAN
A2.2 SCALE: 1/8" = 1'-0"

CONSTRUCTION NOTES

06 10 00.A3	WOOD COLUMN, SEE STRUCTURAL
07 72 00.C1	ROOF ACCESS LADDER
08 05 00.B2	REPLACE DAMAGED WINDOWS AS REQUIRED
08 41 13.A2	ALUMINUM-FRAMED ENTRANCE DOOR SYSTEM
11 12 00.A1	KEY CARD SCANNER

NOTES

1. SEE A2.3 FOR DIMENSION PLAN
2. SEE ENLARGED PLANS FOR ADDITIONAL INFORMATION
3. SEE A2.4 FOR REFLECTED CEILING PLAN
4. SEE A4.4 FOR WALL TYPES
5. SEE A6.1 FOR ROOM FINISH SCHEDULE (INCLUDING EXISTING ROOMS)
6. SEE A6.2 FOR DOOR SCHEDULE
7. SEE STRUCTURAL DRAWINGS FOR CONDITIONS BETWEEN NEW AND EXISTING CONSTRUCTION.

WALL LEGEND

2x4 STUD WALL
2x6 STUD WALL

LICENSED ARCHITECT JEFFREY A. KATZ C-018223 REN. 09/10/23 STATE OF CALIFORNIA

coar DESIGN GROUP
200 E STREET, SANTA ROSA, CA 95404
619.698.9177 | www.coargroup.com

PROJECT:
THE COUNTY OF LAKE
COUNTY OF LAKE BEHAVIORAL HEALTH CLEARLAKE FACILITY EXPANSION
7000-B S. CENTER DR.
CLEARLAKE, CA 95422

COUNTY OF LAKE STATE OF CALIFORNIA

DESCRIPTION:	DATE:
DESIGN DEVELOPMENT	12/28/23
PERMIT SUBMITTAL	04/01/24

COUNTY BID NUMBER: XX-XX

PROJECT NUMBER: 221002

SHEET TITLE: FLOOR PLAN

SHEET NUMBER: A2.2