

MONTHLY ACCOUNT STATEMENT

Lake County | Account #10838 | As of December 31, 2025

CHANDLER ASSET MANAGEMENT | chandlerasset.com

Chandler Team:

For questions about your account, please call (800) 317-4747,
or contact clientservice@chandlerasset.com

Custodian:

BMO Harris Bank N.A.

PORTFOLIO SUMMARY

Lake County | Account #10838 | As of December 31, 2025

Portfolio Characteristics

Average Modified Duration	1.84
Average Coupon	3.91%
Average Purchase YTM	4.40%
Average Market YTM	3.71%
Average Credit Quality*	AA+
Average Final Maturity	2.22
Average Life	1.97

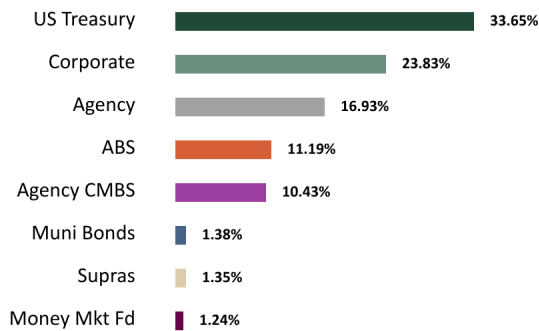
Account Summary

	End Values as of 11/30/2025	End Values as of 12/31/2025
Market Value	369,541,358.09	370,435,517.15
Accrued Interest	2,868,313.98	3,098,176.93
Total Market Value	372,409,672.07	373,533,694.08
Income Earned	1,323,008.89	1,421,348.00
Cont/WD	(20,122,347.05)	(16,293.46)
Par	368,519,865.10	369,482,396.04
Book Value	365,048,154.27	366,144,719.22
Cost Value	362,098,698.22	363,194,724.97

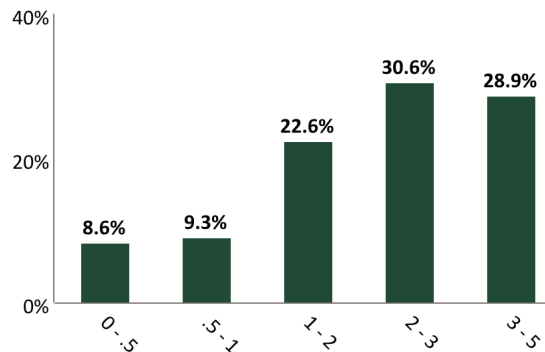
Top Issuers

United States	33.65%
Farm Credit System	11.80%
FHLMC	10.43%
Federal Home Loan Banks	5.13%
Honda Auto Receivables Owner Trust	1.51%
Mercedes-Benz Auto Receivables Trust	1.48%
State of California	1.38%
PepsiCo, Inc.	1.38%

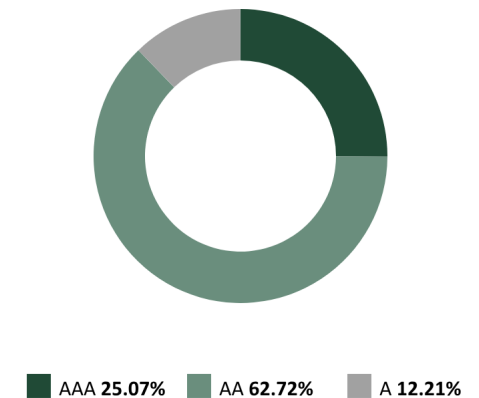
Sector Allocation



Maturity Distribution



Credit Quality*



Performance Review

Total Rate of Return**	1M	3M	YTD	1YR	2YRS	3YRS	5YRS	10YRS	Since Inception (11/01/21)
Lake County	0.31%	1.14%	5.56%	5.56%	4.98%	4.91%	--	--	2.81%
Benchmark Return	0.32%	1.12%	5.09%	5.09%	4.58%	4.48%	--	--	2.23%

*The average credit quality is a weighted average calculation of the highest of S&P, Moody's and Fitch.

**Periods over 1 year are annualized.

Benchmark: ICE BofA 1-3 Year US Treasury & Agency Index

RECONCILIATION SUMMARY



Lake County | Account #10838 | As of December 31, 2025

Maturities / Calls

Month to Date	(11,735,000.00)
Fiscal Year to Date	(61,990,000.00)

Principal Paydowns

Month to Date	(254,602.90)
Fiscal Year to Date	(8,080,349.39)

Purchases

Month to Date	19,729,697.02
Fiscal Year to Date	119,534,870.19

Sales

Month to Date	(6,703,761.54)
Fiscal Year to Date	(168,860,182.84)

Interest Received

Month to Date	1,065,361.51
Fiscal Year to Date	7,882,778.58

Purchased / Sold Interest

Month to Date	(12,735.47)
Fiscal Year to Date	297,148.90

Accrual Activity Summary

	Month to Date	Fiscal Year to Date (07/01/2025)
Beginning Book Value	365,048,154.27	450,016,654.18
Maturities/Calls	(11,735,000.00)	(61,990,000.00)
Principal Paydowns	(254,602.90)	(8,080,349.39)
Purchases	19,729,697.02	119,534,870.19
Sales	(6,703,761.54)	(168,860,182.84)
Change in Cash, Payables, Receivables	(78,626.66)	(12,700.43)
Amortization/Accretion	138,859.01	912,988.84
Realized Gain (Loss)	0.02	164,473.42
Ending Book Value	366,144,719.22	366,144,719.22

Fair Market Activity Summary

	Month to Date	Fiscal Year to Date (07/01/2025)
Beginning Market Value	369,541,358.09	453,463,704.29
Maturities/Calls	(11,735,000.00)	(61,990,000.00)
Principal Paydowns	(254,602.90)	(8,080,349.39)
Purchases	19,729,697.02	119,534,870.19
Sales	(6,703,761.54)	(168,860,182.84)
Change in Cash, Payables, Receivables	(78,626.66)	(12,700.43)
Amortization/Accretion	138,859.01	912,988.84
Change in Net Unrealized Gain (Loss)	(202,405.89)	843,747.81
Realized Gain (Loss)	0.02	164,473.42
Ending Market Value	370,435,517.15	370,435,517.15

HOLDINGS REPORT



Lake County | Account #10838 | As of December 31, 2025

Cusip	Security Description	Par Value/ Units	Purchase Date Purchase Yield	Cost Value Book Value	Mkt Price Mkt YTM	Market Value Accrued Int.	% of Port. Gain/Loss	Moody's/ S&P/ Fitch	Maturity Duration
ABS									
47800AAC4	JDOT 2022-B A3 3.74 02/16/2027	167,009.90	07/12/2022 3.77%	166,993.95 167,006.10	99.96 4.07%	166,948.10 277.61	0.05% (57.99)	Aaa/NA AAA	1.13 0.12
43815JAC7	HAROT 2023-1 A3 5.04 04/21/2027	137,551.70	02/16/2023 5.09%	137,526.14 137,543.69	100.23 4.16%	137,867.51 192.57	0.04% 323.82	Aaa/NA AAA	1.30 0.25
47800BAC2	JDOT 2022-C A3 5.09 06/15/2027	529,470.87	10/12/2022 5.15%	529,429.78 529,458.22	100.24 4.16%	530,760.13 1,197.78	0.14% 1,301.91	Aaa/NA AAA	1.45 0.24
58768PAC8	MBART 2022-1 A3 5.21 08/16/2027	446,148.20	11/15/2022 5.27%	446,059.95 446,118.22	100.29 4.06%	447,463.00 1,033.08	0.12% 1,344.77	Aaa/AAA NA	1.62 0.24
58770AAC7	MBART 2023-1 A3 4.51 11/15/2027	249,111.34	01/18/2023 4.56%	249,081.45 249,099.71	100.17 4.05%	249,527.36 499.33	0.07% 427.65	NA/AAA AAA	1.87 0.33
36271VAD9	GMALT 2025-1 A3 4.66 02/21/2028	1,850,000.00	02/05/2025 4.66%	1,849,781.70 1,849,845.57	100.82 3.88%	1,865,149.65 2,634.19	0.50% 15,304.08	NA/AAA AAA	2.14 0.98
89239NAD7	TLOT 2025-A A3 4.75 02/22/2028	2,920,000.00	02/20/2025 4.75%	2,919,961.75 2,919,972.58	100.96 3.80%	2,947,912.28 4,238.06	0.80% 27,939.70	Aaa/AAA NA	2.15 0.96
44935DAD1	HALST 2025-B A3 4.53 04/17/2028	1,425,000.00	04/24/2025 4.53%	1,424,871.32 1,424,900.55	100.90 3.88%	1,437,867.75 2,869.00	0.39% 12,967.20	NA/AAA AAA	2.30 1.30
362962AD4	GMALT 2025-2 A3 4.58 05/22/2028	2,085,000.00	05/20/2025 4.84%	2,084,965.39 2,084,972.29	100.90 3.87%	2,103,710.79 2,917.84	0.57% 18,738.50	NA/AAA AAA	2.39 1.18
096912AD2	BMWLT 2025-1 A3 4.43 06/26/2028	1,130,000.00	06/03/2025 4.82%	1,129,975.14 1,129,979.72	100.86 3.79%	1,139,765.46 834.32	0.31% 9,785.74	NA/AAA AAA	2.49 1.27
161571HV9	CHAIT 241 A 4.6 01/16/2029	4,080,000.00	01/24/2024 4.61%	4,079,378.62 4,079,619.01	100.90 3.75%	4,116,552.72 8,341.33	1.11% 36,933.71	NA/AAA AAA	3.04 0.99
58768YAD7	MBALT 2025-A A3 4.61 04/16/2029	2,275,000.00	05/14/2025 4.66%	2,274,722.68 2,274,766.44	101.32 3.94%	2,304,998.15 4,661.22	0.62% 30,231.71	NA/AAA AAA	3.29 1.84
43816DAC9	HAROT 2024-4 A3 4.33 05/15/2029	4,000,000.00	12/19/2024 4.64%	3,977,031.25 3,982,419.69	100.55 3.87%	4,022,132.00 7,697.78	1.09% 39,712.31	Aaa/AAA NA	3.37 1.11
47800DAD6	JDOT 2025 A3 4.23 09/17/2029	2,150,000.00	03/04/2025 5.09%	2,149,864.77 2,149,889.01	100.75 3.85%	2,166,039.00 4,042.00	0.58% 16,149.99	Aaa/NA AAA	3.71 1.77
096924AD7	BMWOT 2025-A A3 4.56 09/25/2029	2,910,000.00	02/04/2025 4.56%	2,909,713.37 2,909,768.28	101.01 3.82%	2,939,265.87 2,211.60	0.79% 29,497.59	Aaa/AAA NA	3.73 1.27
437921AD1	HAROT 252 A3 4.15 10/15/2029	1,410,000.00	04/29/2025 4.15%	1,409,842.50 1,409,865.62	100.61 3.84%	1,418,624.97 2,600.67	0.38% 8,759.35	Aaa/NA AAA	3.79 1.77
44935CAD3	HART 2025-A A3 4.32 10/15/2029	2,715,000.00	03/04/2025 4.84%	2,714,599.54 2,714,669.94	100.74 3.90%	2,735,104.58 5,212.80	0.74% 20,434.63	NA/AAA AAA	3.79 1.61

HOLDINGS REPORT



Lake County | Account #10838 | As of December 31, 2025

Cusip	Security Description	Par Value/ Units	Purchase Date Purchase Yield	Cost Value Book Value	Mkt Price Mkt YTM	Market Value Accrued Int.	% of Port. Gain/Loss	Moody's/ S&P/ Fitch	Maturity Duration
58773DAD6	MBART 2025-1 A3 4.78 12/17/2029	2,455,000.00	01/14/2025 4.84%	2,454,477.82 2,454,577.94	101.45 3.85%	2,490,531.22 5,215.51	0.67% 35,953.28	Aaa/NA AAA	3.96 1.47
92348KDY6	VZMT 2025-3 A1A 4.51 03/20/2030	3,360,000.00	03/25/2025 4.51%	3,359,855.52 3,359,877.49	100.79 4.13%	3,386,705.28 4,630.27	0.91% 26,827.79	Aaa/NA AAA	4.22 1.16
02582JKP4	AMXCA 2025-2 A 4.28 04/15/2030	3,710,000.00	05/06/2025 4.28%	3,709,932.85 3,709,941.55	101.14 3.79%	3,752,345.94 7,057.24	1.01% 42,404.39	NA/AAA AAA	4.29 2.14
362549AD9	GMCAR 2025-2 A3 4.28 04/16/2030	1,090,000.00	05/06/2025 4.71%	1,089,839.55 1,089,860.25	100.76 3.82%	1,098,261.11 1,943.83	0.30% 8,400.86	Aaa/AAA NA	4.29 1.52
Total ABS		41,094,292.00	4.65%	41,067,905.03 41,074,151.88	100.88 3.87%	41,457,532.86 70,308.04	11.19% 383,380.98		3.31 1.34

AGENCY									
3130AWLZ1	FEDERAL HOME LOAN BANKS 4.75 06/12/2026	6,000,000.00	08/22/2023 4.86%	5,982,180.00 5,997,178.06	100.48 3.63%	6,029,082.00 15,041.67	1.63% 31,903.94	Aa1/AA+ AA+	0.45 0.44
3133EPSW6	FEDERAL FARM CREDIT BANKS FUNDING CORP 4.5 08/14/2026	2,720,000.00	08/09/2023 4.58%	2,713,744.00 2,718,715.69	100.55 3.59%	2,734,919.20 46,580.00	0.74% 16,203.51	Aa1/AA+ AA+	0.62 0.60
3130AXU63	FEDERAL HOME LOAN BANKS 4.625 11/17/2026	2,500,000.00	11/30/2023 4.53%	2,506,325.00 2,501,870.61	100.85 3.62%	2,521,352.50 14,131.94	0.68% 19,481.89	Aa1/AA+ AA+	0.88 0.85
3133EPH81	FEDERAL FARM CREDIT BANKS FUNDING CORP 4.5 10/04/2027	5,000,000.00	12/11/2023 4.48%	5,003,800.00 5,001,753.64	101.67 3.51%	5,083,675.00 54,375.00	1.37% 81,921.36	Aa1/AA+ AA+	1.76 1.66
3133EPC60	FEDERAL FARM CREDIT BANKS FUNDING CORP 4.625 11/15/2027	5,000,000.00	11/17/2023 4.65%	4,995,650.00 4,997,959.44	101.99 3.51%	5,099,390.00 29,548.61	1.38% 101,430.56	Aa1/AA+ AA+	1.87 1.77
313381FD2	FEDERAL HOME LOAN BANKS 2.5 12/10/2027	1,250,000.00	10/02/2023 4.87%	1,138,818.40 1,198,517.61	98.17 3.48%	1,227,130.00 1,822.92	0.33% 28,612.39	Aa1/AA+ AA+	1.94 1.87
3133ERGL9	FEDERAL FARM CREDIT BANKS FUNDING CORP 4.5 06/07/2028	5,000,000.00	06/11/2024 4.55%	4,990,400.00 4,994,137.00	102.23 3.53%	5,111,440.00 15,000.00	1.38% 117,303.00	Aa1/AA+ AA+	2.44 2.28
3130AWTR1	FEDERAL HOME LOAN BANKS 4.375 09/08/2028	5,000,000.00	09/07/2023 4.49%	4,974,425.00 4,986,267.61	102.14 3.53%	5,106,950.00 68,663.19	1.38% 120,682.39	Aa1/AA+ AA+	2.69 2.49
3133EPWK7	FEDERAL FARM CREDIT BANKS FUNDING CORP 4.5 09/22/2028	6,500,000.00	10/12/2023 4.71%	6,439,745.00 6,466,747.80	102.44 3.55%	6,658,886.00 80,437.50	1.80% 192,138.20	Aa1/AA+ AA+	2.73 2.52
3133EPC45	FEDERAL FARM CREDIT BANKS FUNDING CORP 4.625 11/13/2028	5,000,000.00	11/27/2023 4.52%	5,023,850.00 5,013,780.88	102.66 3.64%	5,132,765.00 30,833.33	1.39% 118,984.12	Aa1/AA+ AA+	2.87 2.65

HOLDINGS REPORT



Lake County | Account #10838 | As of December 31, 2025

Cusip	Security Description	Par Value/ Units	Purchase Date Purchase Yield	Cost Value Book Value	Mkt Price Mkt YTM	Market Value Accrued Int.	% of Port. Gain/Loss	Moody's/ S&P/ Fitch	Maturity Duration
3133EPW84	FEDERAL FARM CREDIT BANKS FUNDING CORP 3.875 01/18/2029	4,750,000.00	01/30/2024 4.06%	4,711,620.00 4,726,451.52	101.00 3.52%	4,797,732.75 83,339.41	1.30% 71,281.23	Aa1/AA+ AA+	3.05 2.80
3130AVBD3	FEDERAL HOME LOAN BANKS 4.5 03/09/2029	4,000,000.00	04/29/2024 4.71%	3,963,920.00 3,976,346.65	102.77 3.57%	4,110,896.00 56,000.00	1.11% 134,549.35	Aa1/AA+ AA+	3.19 2.92
3133ERAK7	FEDERAL FARM CREDIT BANKS FUNDING CORP 4.375 04/10/2029	5,000,000.00	04/10/2024 4.64%	4,942,000.00 4,961,938.50	102.41 3.59%	5,120,565.00 49,218.75	1.38% 158,626.50	Aa1/AA+ AA+	3.27 3.00
3133ERSP7	FEDERAL FARM CREDIT BANKS FUNDING CORP 3.5 09/10/2029	4,000,000.00	09/18/2024 3.53%	3,993,856.00 3,995,441.88	99.51 3.64%	3,980,208.00 43,166.67	1.07% (15,233.88)	Aa1/AA+ AA+	3.69 3.39
Total Agency		61,720,000.00	4.51%	61,380,333.41 61,537,106.89	101.62 3.57%	62,714,991.45 588,158.99	16.93% 1,177,884.56		2.32 2.16

AGENCY CMBS									
3137BSP72	FHMS K-058 A2 2.653 08/25/2026	1,000,000.00	11/29/2022 4.51%	936,484.38 989,936.24	99.14 3.82%	991,435.00 2,210.83	0.27% 1,498.76	Aa1/AA+ AAA	0.65 0.59
3137BTUM1	FHMS K-061 A2 3.347 11/25/2026	2,858,259.00	12/02/2022 4.22%	2,768,715.11 2,839,156.30	99.44 3.79%	2,842,321.35 7,972.16	0.77% 3,165.04	Aa1/AA+ AAA	0.90 0.80
3137FBBX3	FHMS K-068 A2 3.244 08/25/2027	2,293,000.00	05/12/2023 3.98%	2,226,090.97 2,267,881.91	99.12 3.71%	2,272,865.17 6,198.74	0.61% 4,983.26	Aaa/AA+ AA+	1.65 1.51
3137FBU79	FHMS K-069 A2 3.187 09/25/2027	2,185,058.09	06/09/2023 4.41%	2,082,804.20 2,144,687.73	98.93 3.74%	2,161,632.08 5,803.15	0.58% 16,944.36	Aa1/AAA AA+	1.73 1.61
3137FETN0	FHMS K-073 A2 3.35 01/25/2028	2,020,000.00	05/24/2023 4.34%	1,941,409.38 1,985,789.41	99.07 3.75%	2,001,300.86 5,639.17	0.54% 15,511.45	Aa1/AA+ AAA	2.07 1.86
3137FJKE8	FHMS K-082 A2 3.92 09/25/2028	4,750,000.00	-- 4.61%	4,614,042.97 4,669,458.28	100.21 3.76%	4,759,808.75 15,516.67	1.28% 90,350.47	Aa1/AA+ AAA	2.74 2.48
3137FJXV6	FHMS K-083 A2 4.05 09/25/2028	3,000,000.00	06/11/2024 4.84%	2,906,367.19 2,940,780.29	100.46 3.80%	3,013,689.00 10,125.00	0.81% 72,908.71	Aa1/AA+ AAA	2.74 2.53
3137FJZ93	FHMS K-084 A2 3.78 10/25/2028	2,000,000.00	12/09/2024 4.35%	1,957,968.75 1,969,618.88	99.77 3.80%	1,995,472.00 6,300.00	0.54% 25,853.12	Aaa/AA+ AA+	2.82 2.57
3137FKZZ2	FHMS K-088 A2 3.69 01/25/2029	5,000,000.00	04/30/2025 4.02%	4,938,085.94 4,949,246.22	99.49 3.81%	4,974,390.00 15,375.00	1.34% 25,143.78	Aaa/AA+ AA+	3.07 2.78
3137FLN91	FHMS K-091 A2 3.505 03/25/2029	5,000,000.00	05/06/2025 4.19%	4,875,585.94 4,896,768.51	98.88 3.84%	4,944,175.00 14,604.17	1.33% 47,406.49	Aa1/AAA AA+	3.23 2.90
3137H9D71	FHMS K-750 A2 3.0 09/25/2029	4,000,000.00	10/31/2024 4.56%	3,745,000.00 3,806,107.33	97.17 3.88%	3,886,628.00 10,000.00	1.05% 80,520.67	Aa1/AA+ AAA	3.73 3.11

HOLDINGS REPORT



Lake County | Account #10838 | As of December 31, 2025

Cusip	Security Description	Par Value/ Units	Purchase Date Purchase Yield	Cost Value Book Value	Mkt Price Mkt YTM	Market Value Accrued Int.	% of Port. Gain/Loss	Moody's/ S&P/ Fitch	Maturity Duration
3137FPJG1	FHMS K-099 A2 2.595 09/25/2029	5,000,000.00	06/03/2025 4.29%	4,675,000.00 4,718,879.20	95.51 3.91%	4,775,475.00 10,812.50	1.29% 56,595.80	Aa1/AA+ AAA	3.73 3.40
Total Agency CMBS		39,106,317.09	4.35%	37,667,554.83 38,178,310.29	98.78 3.81%	38,619,192.21 110,557.39	10.43% 440,881.92		2.73 2.45
CASH									
CCYUSD	Receivable	8,690.73	--	8,690.73 8,690.73	1.00	8,690.73 0.00	0.00% 0.00	Aaa/AAA AAA	0.00 0.00
Total Cash		8,690.73		8,690.73 8,690.73	1.00	8,690.73 0.00	0.00% 0.00		0.00 0.00
CORPORATE									
63743HFH0	NATIONAL RURAL UTILITIES COOPERATIVE FINANCE CORP 4.45 03/13/2026	1,800,000.00	02/03/2023 4.59%	1,792,832.40 1,799,548.85	100.03 4.26%	1,800,468.00 24,030.00	0.49% 919.15	A2/A- A	0.20 0.11
57629W6F2	MASSMUTUAL GLOBAL FUNDING II 4.5 04/10/2026	1,150,000.00	04/04/2023 4.52%	1,149,206.50 1,149,928.19	100.15 3.91%	1,151,719.25 11,643.75	0.31% 1,791.06	Aa3/AA+ AA+	0.27 0.27
00440EAV9	CHUBB INA HOLDINGS LLC 3.35 05/03/2026	2,000,000.00	03/09/2023 5.09%	1,900,240.00 1,989,389.08	99.81 3.90%	1,996,242.00 10,794.44	0.54% 6,852.92	A2/A A	0.34 0.33
341081GR2	FLORIDA POWER & LIGHT CO 4.45 05/15/2026	3,825,000.00	05/22/2023 4.70%	3,798,798.75 3,821,770.04	100.16 4.00%	3,830,944.05 21,749.38	1.03% 9,174.01	A1/A A+	0.37 0.28
69371RS56	PACCAR FINANCIAL CORP 5.05 08/10/2026	1,375,000.00	08/03/2023 5.07%	1,374,312.50 1,374,861.37	100.69 3.87%	1,384,528.75 27,196.35	0.37% 9,667.38	A1/A+ NA	0.61 0.58
78016HZT0	ROYAL BANK OF CANADA 4.875 01/19/2027	3,490,000.00	01/10/2024 4.88%	3,489,127.50 3,489,695.10	101.03 3.86%	3,526,114.52 76,561.88	0.95% 36,419.42	A1/A AA-	1.05 0.99
06051GLE7	BANK OF AMERICA CORP 5.08 01/20/2027	4,370,000.00	-- 5.64%	4,366,610.00 4,369,914.46	100.05 4.98%	4,372,110.71 99,281.54	1.18% 2,196.25	A1/A- AA-	1.05 0.05
63743HFM9	NATIONAL RURAL UTILITIES COOPERATIVE FINANCE CORP 4.8 02/05/2027	2,925,000.00	02/09/2024 4.91%	2,916,459.00 2,921,859.93	100.96 3.89%	2,953,015.65 56,940.00	0.80% 31,155.72	A2/A- A	1.10 0.96
857477CL5	STATE STREET CORP 4.993 03/18/2027	3,405,000.00	03/13/2024 4.99%	3,405,000.00 3,405,000.00	101.34 3.85%	3,450,592.95 48,642.22	0.93% 45,592.95	Aa3/A AA-	1.21 1.08
14913UAL4	CATERPILLAR FINANCIAL SERVICES CORP 5.0 05/14/2027	3,000,000.00	05/17/2024 4.93%	3,005,880.00 3,002,691.40	101.66 3.74%	3,049,749.00 19,583.33	0.82% 47,057.60	A2/A A+	1.37 1.31
09290DAH4	BLACKROCK INC 4.6 07/26/2027	4,000,000.00	07/19/2024 4.60%	3,999,560.00 3,999,767.59	101.32 3.73%	4,052,616.00 79,222.22	1.09% 52,848.41	Aa3/AA- NA	1.57 1.40

HOLDINGS REPORT



Lake County | Account #10838 | As of December 31, 2025

Cusip	Security Description	Par Value/ Units	Purchase Date Purchase Yield	Cost Value Book Value	Mkt Price Mkt YTM	Market Value Accrued Int.	% of Port. Gain/Loss	Moody's/ S&P/ Fitch	Maturity Duration
023135BC9	AMAZON.COM INC 3.15 08/22/2027	3,000,000.00	06/26/2024 4.90%	2,848,380.00 2,921,226.10	99.19 3.66%	2,975,622.00 33,862.50	0.80% 54,395.90	A1/AA AA-	1.64 1.56
89236TMS1	TOYOTA MOTOR CREDIT CORP 4.35 10/08/2027	1,309,000.00	05/06/2025 4.33%	1,309,471.24 1,309,343.83	100.97 3.78%	1,321,668.50 13,128.18	0.36% 12,324.67	A1/A+ A+	1.77 1.67
91324PDE9	UNITEDHEALTH GROUP INC 2.95 10/15/2027	4,000,000.00	09/17/2024 3.79%	3,903,480.00 3,943,911.73	98.60 3.77%	3,943,844.00 24,911.11	1.06% (67.73)	A2/A+ A	1.79 1.71
24422EXZ7	JOHN DEERE CAPITAL CORP 4.65 01/07/2028	2,145,000.00	01/06/2025 4.66%	2,144,356.50 2,144,566.68	101.72 3.75%	2,181,898.29 48,208.88	0.59% 37,331.61	A1/A A+	2.02 1.87
58989V2K9	MET TOWER GLOBAL FUNDING 4.8 01/14/2028	4,000,000.00	01/08/2025 4.80%	4,000,160.00 4,000,108.57	101.64 3.95%	4,065,416.00 89,066.67	1.10% 65,307.43	Aa3/AA- AA-	2.04 1.88
17275RBW1	CISCO SYSTEMS INC 4.55 02/24/2028	5,000,000.00	03/11/2025 4.32%	5,031,150.00 5,022,381.63	101.62 3.75%	5,081,225.00 80,256.94	1.37% 58,843.37	A1/AA- NA	2.15 1.92
00287YDY2	ABBVIE INC 4.65 03/15/2028	2,790,000.00	02/18/2025 4.70%	2,786,289.30 2,787,319.49	101.68 3.85%	2,836,782.72 38,199.75	0.77% 49,463.23	A3/A- NA	2.21 1.98
57629TBW6	MASSMUTUAL GLOBAL FUNDING II 4.45 03/27/2028	2,000,000.00	03/20/2025 4.49%	1,997,620.00 1,998,228.03	101.03 3.96%	2,020,636.00 23,238.89	0.55% 22,407.97	Aa3/AA+ AA+	2.24 2.09
64953BBW7	NEW YORK LIFE GLOBAL FUNDING 4.4 04/25/2028	3,150,000.00	04/22/2025 4.43%	3,147,795.00 3,148,299.98	101.00 3.94%	3,181,591.35 25,410.00	0.86% 33,291.37	Aa1/AA+ AAA	2.32 2.17
74456QBU9	PUBLIC SERVICE ELECTRIC AND GAS CO 3.7 05/01/2028	4,900,000.00	12/18/2024 4.64%	4,757,753.00 4,801,503.50	99.60 3.88%	4,880,331.40 30,216.67	1.32% 78,827.90	A1/A NA	2.33 2.20
90331HPS6	US BANK NA 4.73 05/15/2028	3,930,000.00	05/12/2025 4.88%	3,930,000.00 3,930,000.00	101.01 4.24%	3,969,681.21 23,752.48	1.07% 39,681.21	A2/A+ A+	2.37 1.31
26442UAG9	DUKE ENERGY PROGRESS LLC 3.7 09/01/2028	3,000,000.00	03/05/2025 4.45%	2,928,090.00 2,945,066.40	99.59 3.86%	2,987,631.00 37,000.00	0.81% 42,564.60	Aa3/A NA	2.67 2.48
69371RU20	PACCAR FINANCIAL CORP 4.0 11/07/2028	3,000,000.00	11/19/2025 3.89%	3,009,450.00 3,009,083.52	100.47 3.82%	3,014,025.00 18,000.00	0.81% 4,941.48	A1/A+ NA	2.85 2.65
89236TFT7	TOYOTA MOTOR CREDIT CORP 3.65 01/08/2029	3,000,000.00	11/19/2025 4.03%	2,966,550.00 2,967,776.99	99.04 3.99%	2,971,314.00 52,620.83	0.80% 3,537.01	A1/A+ A+	3.02 2.78
06368MJG0	BANK OF MONTREAL 5.004 01/27/2029	2,140,000.00	01/22/2025 5.01%	2,140,000.00 2,140,000.00	101.89 4.15%	2,180,546.58 45,808.84	0.59% 40,546.58	A2/A- AA-	3.07 1.91
58933YBW4	MERCK & CO INC 3.85 03/15/2029	4,000,000.00	12/04/2025 3.89%	3,995,800.00 3,995,894.82	99.97 3.86%	3,998,672.00 11,550.00	1.08% 2,777.18	Aa3/A+ NA	3.20 2.98
713448FX1	PEPSICO INC 4.5 07/17/2029	5,000,000.00	07/22/2024 4.55%	4,988,700.00 4,991,972.03	101.96 3.90%	5,097,880.00 102,500.00	1.38% 105,907.97	A1/A+ NA	3.54 3.12
Total Corporate		87,704,000.00	4.62%	87,083,071.69 87,381,109.31	100.66 3.94%	88,276,865.93 1,173,376.86	23.83% 895,756.62		1.92 1.66

HOLDINGS REPORT



Lake County | Account #10838 | As of December 31, 2025

Cusip	Security Description	Par Value/ Units	Purchase Date Purchase Yield	Cost Value Book Value	Mkt Price Mkt YTM	Market Value Accrued Int.	% of Port. Gain/Loss	Moody's/ S&P/ Fitch	Maturity Duration
MONEY MARKET FUND									
316175108	FIDELITY IMM:GOVT I	4,599,096.22	-- 3.66%	4,599,096.22 4,599,096.22	1.00 3.66%	4,599,096.22 0.00	1.24% 0.00	Aaa/ AAAm AAA	0.00 0.00
Total Money Market Fund		4,599,096.22	3.66%	4,599,096.22 4,599,096.22	1.00 3.66%	4,599,096.22 0.00	1.24% 0.00		0.00 0.00
MUNICIPAL BONDS									
13063EGT7	CALIFORNIA STATE 4.5 08/01/2029	5,000,000.00	11/15/2024 4.46%	5,008,300.00 5,006,322.89	102.47 3.76%	5,123,500.00 93,750.00	1.38% 117,177.11	Aa2/AA- AA	3.58 3.23
Total Municipal Bonds		5,000,000.00	4.46%	5,008,300.00 5,006,322.89	102.47 3.76%	5,123,500.00 93,750.00	1.38% 117,177.11		3.58 3.23
SUPRANATIONAL									
459058KT9	INTERNATIONAL BANK FOR RECONSTRUCTION AND DEVELOPM 3.5 07/12/2028	5,000,000.00	07/21/2023 4.21%	4,842,400.00 4,919,809.92	99.78 3.59%	4,989,175.00 82,152.78	1.35% 69,365.08	Aaa/AAA NA	2.53 2.36
Total Supranational		5,000,000.00	4.21%	4,842,400.00 4,919,809.92	99.78 3.59%	4,989,175.00 82,152.78	1.35% 69,365.08		2.53 2.36
US TREASURY									
9128286L9	UNITED STATES TREASURY 2.25 03/31/2026	7,500,000.00	12/27/2022 4.11%	7,079,003.91 7,468,487.26	99.67 3.60%	7,475,317.50 43,114.70	2.02% 6,830.24	Aa1/AA+ AA+	0.25 0.24
91282CGV7	UNITED STATES TREASURY 3.75 04/15/2026	5,000,000.00	11/26/2024 4.37%	4,958,984.38 4,991,536.46	100.05 3.55%	5,002,360.00 40,178.57	1.35% 10,823.54	Aa1/AA+ AA+	0.29 0.28
91282CLB5	UNITED STATES TREASURY 4.375 07/31/2026	8,000,000.00	11/12/2024 4.37%	7,999,687.50 7,999,894.50	100.47 3.55%	8,037,312.00 146,467.39	2.17% 37,417.50	Aa1/AA+ AA+	0.58 0.56
91282CLP4	UNITED STATES TREASURY 3.5 09/30/2026	8,000,000.00	10/30/2024 4.17%	7,901,875.00 7,961,816.88	99.93 3.60%	7,994,144.00 71,538.46	2.16% 32,327.12	Aa1/AA+ AA+	0.75 0.72
91282CLS8	UNITED STATES TREASURY 4.125 10/31/2026	8,000,000.00	10/30/2024 4.16%	7,994,062.50 7,997,535.53	100.43 3.59%	8,034,176.00 56,519.34	2.17% 36,640.47	Aa1/AA+ AA+	0.83 0.80
91282CEF4	UNITED STATES TREASURY 2.5 03/31/2027	5,000,000.00	11/29/2022 4.02%	4,700,585.94 4,914,074.60	98.76 3.53%	4,938,085.00 31,936.81	1.33% 24,010.40	Aa1/AA+ AA+	1.25 1.20

HOLDINGS REPORT



Lake County | Account #10838 | As of December 31, 2025

Cusip	Security Description	Par Value/ Units	Purchase Date Purchase Yield	Cost Value Book Value	Mkt Price Mkt YTM	Market Value Accrued Int.	% of Port. Gain/Loss	Moody's/ S&P/ Fitch	Maturity Duration
91282CEW7	UNITED STATES TREASURY 3.25 06/30/2027	5,000,000.00	10/21/2022 4.41%	4,756,445.31 4,922,375.85	99.66 3.49%	4,982,815.00 448.90	1.35% 60,439.15	Aa1/AA+ AA+	1.50 1.45
91282CFH9	UNITED STATES TREASURY 3.125 08/31/2027	5,000,000.00	11/19/2025 3.59%	4,960,156.25 4,962,734.74	99.43 3.48%	4,971,290.00 53,090.47	1.34% 8,555.26	Aa1/AA+ AA+	1.67 1.58
91282CFM8	UNITED STATES TREASURY 4.125 09/30/2027	8,000,000.00	10/30/2024 4.12%	8,000,000.00 8,000,000.00	101.07 3.48%	8,085,624.00 84,313.19	2.18% 85,624.00	Aa1/AA+ AA+	1.75 1.65
9128283F5	UNITED STATES TREASURY 2.25 11/15/2027	5,750,000.00	06/22/2023 4.12%	5,322,119.14 5,567,690.19	97.78 3.49%	5,622,424.75 16,797.31	1.52% 54,734.56	Aa1/AA+ AA+	1.87 1.80
91282CGC9	UNITED STATES TREASURY 3.875 12/31/2027	8,000,000.00	11/12/2024 4.31%	7,898,750.00 7,935,423.23	100.75 3.48%	8,059,688.00 856.35	2.18% 124,264.77	Aa1/AA+ AA+	2.00 1.91
9128283W8	UNITED STATES TREASURY 2.75 02/15/2028	8,000,000.00	10/30/2024 4.10%	7,670,000.00 7,787,229.62	98.49 3.49%	7,879,376.00 83,097.83	2.13% 92,146.38	Aa1/AA+ AA+	2.13 2.02
9128284V9	UNITED STATES TREASURY 2.875 08/15/2028	5,000,000.00	02/12/2024 4.15%	4,740,625.00 4,848,921.56	98.39 3.52%	4,919,725.00 54,296.88	1.33% 70,803.44	Aa1/AA+ AA+	2.62 2.47
91282CDF5	UNITED STATES TREASURY 1.375 10/31/2028	7,500,000.00	03/11/2024 4.13%	6,636,914.06 6,973,181.31	94.21 3.55%	7,065,817.50 17,662.29	1.91% 92,636.19	Aa1/AA+ AA+	2.84 2.72
9128285M8	UNITED STATES TREASURY 3.125 11/15/2028	3,000,000.00	02/28/2024 4.31%	2,850,351.56 2,908,784.88	98.88 3.54%	2,966,484.00 12,171.96	0.80% 57,699.12	Aa1/AA+ AA+	2.88 2.71
91282CPP0	UNITED STATES TREASURY 3.5 12/15/2028	8,000,000.00	12/30/2025 3.50%	7,999,375.00 7,999,375.58	99.88 3.54%	7,990,624.00 13,076.92	2.16% (8,751.58)	Aa1/AA+ AA+	2.96 2.78
91282CKD2	UNITED STATES TREASURY 4.25 02/28/2029	7,500,000.00	05/17/2024 4.42%	7,444,921.88 7,463,575.85	102.02 3.57%	7,651,755.00 108,304.56	2.07% 188,179.16	Aa1/AA+ AA+	3.16 2.90
91282CES6	UNITED STATES TREASURY 2.75 05/31/2029	5,000,000.00	06/24/2024 4.31%	4,656,640.63 4,762,450.99	97.32 3.59%	4,866,015.00 12,087.91	1.31% 103,564.01	Aa1/AA+ AA+	3.41 3.21
91282CLC3	UNITED STATES TREASURY 4.0 07/31/2029	8,000,000.00	10/30/2024 4.10%	7,966,875.00 7,975,032.08	101.29 3.61%	8,103,440.00 133,913.04	2.19% 128,407.92	Aa1/AA+ AA+	3.58 3.26
Total US Treasury		125,250,000.00	4.14%	121,537,373.06 123,440,121.09	99.55 3.54%	124,646,472.75 979,872.88	33.65% 1,206,351.66		1.88 1.78
Total Portfolio		369,482,396.04	4.40%	363,194,724.97 366,144,719.22	99.05 3.71%	370,435,517.15 3,098,176.93	100.00% 4,290,797.93		2.22 1.84
Total Market Value + Accrued						373,533,694.08			

TRANSACTION LEDGER



Lake County | Account #10838 | As of December 31, 2025

Transaction Type	Settlement Date	CUSIP	Quantity	Security Description	Price	Acq/Disp Yield	Amount	Interest Pur/Sold	Total Amount	Gain/Loss
ACQUISITIONS										
Purchase	12/01/2025	316175108	1,843,655.00	FIDELITY IMM:GOVT I	1.000	3.88%	(1,843,655.00)	0.00	(1,843,655.00)	0.00
Purchase	12/05/2025	58933YBW4	4,000,000.00	MERCK & CO INC 3.85 03/15/2029	99.895	3.89%	(3,995,800.00)	(427.78)	(3,996,227.78)	0.00
Purchase	12/08/2025	316175108	112,500.00	FIDELITY IMM:GOVT I	1.000	3.80%	(112,500.00)	0.00	(112,500.00)	0.00
Purchase	12/10/2025	316175108	15,625.00	FIDELITY IMM:GOVT I	1.000	3.78%	(15,625.00)	0.00	(15,625.00)	0.00
Purchase	12/12/2025	316175108	142,500.00	FIDELITY IMM:GOVT I	1.000	3.65%	(142,500.00)	0.00	(142,500.00)	0.00
Purchase	12/15/2025	316175108	294,886.66	FIDELITY IMM:GOVT I	1.000	3.65%	(294,886.66)	0.00	(294,886.66)	0.00
Purchase	12/16/2025	316175108	22,448.45	FIDELITY IMM:GOVT I	1.000	3.67%	(22,448.45)	0.00	(22,448.45)	0.00
Purchase	12/22/2025	316175108	66,740.78	FIDELITY IMM:GOVT I	1.000	3.64%	(66,740.78)	0.00	(66,740.78)	0.00
Purchase	12/26/2025	316175108	136,166.13	FIDELITY IMM:GOVT I	1.000	3.64%	(136,166.13)	0.00	(136,166.13)	0.00
Purchase	12/29/2025	316175108	5,100,000.00	FIDELITY IMM:GOVT I	1.000	3.71%	(5,100,000.00)	0.00	(5,100,000.00)	0.00
Purchase	12/31/2025	91282CPP0	8,000,000.00	UNITED STATES TREASURY 3.5 12/15/2028	99.992	3.50%	(7,999,375.00)	(12,307.69)	(8,011,682.69)	0.00
Total Purchase			19,734,522.02				(19,729,697.02)	(12,735.47)	(19,742,432.49)	0.00
TOTAL ACQUISITIONS			19,734,522.02				(19,729,697.02)	(12,735.47)	(19,742,432.49)	0.00
DISPOSITIONS										
Maturity	12/01/2025	023135CN4	(1,735,000.00)	AMAZON.COM INC 4.6 12/01/2025	100.000	4.60%	1,735,000.00	0.00	1,735,000.00	0.00
Maturity	12/29/2025	3133EN5E6	(5,000,000.00)	FEDERAL FARM CREDIT BANKS FUNDING CORP 4.0 12/29/2025	100.000	4.27%	5,000,000.00	0.00	5,000,000.00	0.00
Maturity	12/31/2025	9128285T3	(5,000,000.00)	UNITED STATES TREASURY 2.625 12/31/2025	100.000	3.25%	5,000,000.00	0.00	5,000,000.00	0.00
Total Maturity			(11,735,000.00)				11,735,000.00	0.00	11,735,000.00	0.00
Sale	12/05/2025	316175108	(3,996,227.78)	FIDELITY IMM:GOVT I	1.000	3.79%	3,996,227.78	0.00	3,996,227.78	0.00
Sale	12/31/2025	316175108	(2,707,533.76)	FIDELITY IMM:GOVT I	1.000	3.66%	2,707,533.76	0.00	2,707,533.76	0.00
Total Sale			(6,703,761.54)				6,703,761.54	0.00	6,703,761.54	0.00
TOTAL DISPOSITIONS			(18,438,761.54)				18,438,761.54	0.00	18,438,761.54	0.00

TRANSACTION LEDGER



Lake County | Account #10838 | As of December 31, 2025

Transaction Type	Settlement Date	CUSIP	Quantity	Security Description	Price	Acq/Disp Yield	Amount	Interest Pur/Sold	Total Amount	Gain/Loss
OTHER TRANSACTIONS										
Cash Transfer	12/01/2025	CCYUSD	(18,567.39)	Cash		0.00%	(18,567.39)	0.00	(18,567.39)	0.00
Cash Transfer	12/31/2025	CCYUSD	2,273.93	Cash		0.00%	2,273.93	0.00	2,273.93	0.00
Total Cash Transfer			(16,293.46)				(16,293.46)	0.00	(16,293.46)	0.00
Coupon	12/01/2025	3137FJXV6	0.00	FHMS K-083 A2 4.05 09/25/2028		4.84%	10,125.00	0.00	10,125.00	0.00
Coupon	12/01/2025	3137FJKE8	0.00	FHMS K-082 A2 3.92 09/25/2028		4.61%	12,250.00	0.00	12,250.00	0.00
Coupon	12/01/2025	3137FJKE8	0.00	FHMS K-082 A2 3.92 09/25/2028		4.61%	3,266.67	0.00	3,266.67	0.00
Coupon	12/01/2025	023135CN4	0.00	AMAZON.COM INC 4.6 12/01/2025		4.60%	39,905.00	0.00	39,905.00	0.00
Coupon	12/01/2025	3137H9D71	0.00	FHMS K-750 A2 3.0 09/25/2029		4.56%	10,000.00	0.00	10,000.00	0.00
Coupon	12/01/2025	3137BSP72	0.00	FHMS K-058 A2 2.653 08/25/2026		4.51%	2,210.83	0.00	2,210.83	0.00
Coupon	12/01/2025	3137FBU79	0.00	FHMS K-069 A2 3.187 09/25/2027		4.41%	5,813.74	0.00	5,813.74	0.00
Coupon	12/01/2025	3137FJZ93	0.00	FHMS K-084 A2 3.78 10/25/2028		4.35%	6,300.00	0.00	6,300.00	0.00
Coupon	12/01/2025	3137FETN0	0.00	FHMS K-073 A2 3.35 01/25/2028		4.34%	5,639.17	0.00	5,639.17	0.00
Coupon	12/01/2025	3137FPJG1	0.00	FHMS K-099 A2 2.595 09/25/2029		4.29%	10,812.50	0.00	10,812.50	0.00
Coupon	12/01/2025	3137BTUM1	0.00	FHMS K-061 A2 3.347 11/25/2026		4.22%	7,989.91	0.00	7,989.91	0.00
Coupon	12/01/2025	3137FLN91	0.00	FHMS K-091 A2 3.505 03/25/2029		4.19%	14,604.17	0.00	14,604.17	0.00
Coupon	12/01/2025	3137FKZZ2	0.00	FHMS K-088 A2 3.69 01/25/2029		4.02%	15,375.00	0.00	15,375.00	0.00

TRANSACTION LEDGER



Lake County | Account #10838 | As of December 31, 2025

Transaction Type	Settlement Date	CUSIP	Quantity	Security Description	Price	Acq/Disp Yield	Amount	Interest Pur/Sold	Total Amount	Gain/Loss
Coupon	12/01/2025	3137FBBX3	0.00	FHMS K-068 A2 3.244 08/25/2027		3.98%	6,198.74	0.00	6,198.74	0.00
Coupon	12/07/2025	3133ERGL9	0.00	FEDERAL FARM CREDIT BANKS FUNDING CORP 4.5 06/07/2028		4.55%	112,500.00	0.00	112,500.00	0.00
Coupon	12/10/2025	313381FD2	0.00	FEDERAL HOME LOAN BANKS 2.5 12/10/2027		4.87%	15,625.00	0.00	15,625.00	0.00
Coupon	12/12/2025	3130AWLZ1	0.00	FEDERAL HOME LOAN BANKS 4.75 06/12/2026		4.86%	142,500.00	0.00	142,500.00	0.00
Coupon	12/15/2025	58768PAC8	0.00	MBART 2022-1 A3 5.21 08/16/2027		5.27%	2,267.41	0.00	2,267.41	0.00
Coupon	12/15/2025	47800BAC2	0.00	JDOT 2022-C A3 5.09 06/15/2027		5.15%	2,482.77	0.00	2,482.77	0.00
Coupon	12/15/2025	47800DAD6	0.00	JDOT 2025 A3 4.23 09/17/2029		5.09%	7,578.75	0.00	7,578.75	0.00
Coupon	12/15/2025	44935CAD3	0.00	HART 2025-A A3 4.32 10/15/2029		4.84%	9,774.00	0.00	9,774.00	0.00
Coupon	12/15/2025	58773DAD6	0.00	MBART 2025-1 A3 4.78 12/17/2029		4.84%	9,779.08	0.00	9,779.08	0.00
Coupon	12/15/2025	58768YAD7	0.00	MBALT 2025-A A3 4.61 04/16/2029		4.66%	8,739.79	0.00	8,739.79	0.00
Coupon	12/15/2025	43816DAC9	0.00	HAROT 2024-4 A3 4.33 05/15/2029		4.64%	14,433.33	0.00	14,433.33	0.00
Coupon	12/15/2025	161571HV9	0.00	CHAIT 241 A 4.6 01/16/2029		4.61%	15,640.00	0.00	15,640.00	0.00
Coupon	12/15/2025	58770AAC7	0.00	MBART 2023-1 A3 4.51 11/15/2027		4.56%	1,060.72	0.00	1,060.72	0.00
Coupon	12/15/2025	44935DAD1	0.00	HALST 2025-B A3 4.53 04/17/2028		4.53%	5,379.38	0.00	5,379.38	0.00
Coupon	12/15/2025	02582JKP4	0.00	AMXCA 2025-2 A 4.28 04/15/2030		4.28%	13,232.33	0.00	13,232.33	0.00
Coupon	12/15/2025	437921AD1	0.00	HAROT 252 A3 4.15 10/15/2029		4.15%	4,876.25	0.00	4,876.25	0.00

TRANSACTION LEDGER



Lake County | Account #10838 | As of December 31, 2025

Transaction Type	Settlement Date	CUSIP	Quantity	Security Description	Price	Acq/Disp Yield	Amount	Interest Pur/Sold	Total Amount	Gain/Loss
Coupon	12/15/2025	47800AAC4	0.00	JDOT 2022-B A3 3.74 02/16/2027		3.77%	626.30	0.00	626.30	0.00
Coupon	12/16/2025	362549AD9	0.00	GMCAR 2025-2 A3 4.28 04/16/2030		4.71%	3,887.67	0.00	3,887.67	0.00
Coupon	12/16/2025	362585AC5	0.00	GMCAR 2022-2 A3 3.1 02/16/2027		3.13%	47.83	0.00	47.83	0.00
Coupon	12/20/2025	362962AD4	0.00	GMALT 2025-2 A3 4.58 05/22/2028		4.84%	7,957.75	0.00	7,957.75	0.00
Coupon	12/20/2025	89239NAD7	0.00	TLOT 2025-A A3 4.75 02/22/2028		4.75%	11,558.33	0.00	11,558.33	0.00
Coupon	12/20/2025	36271VAD9	0.00	GMALT 2025-1 A3 4.66 02/21/2028		4.66%	7,184.17	0.00	7,184.17	0.00
Coupon	12/20/2025	92348KDY6	0.00	VZMT 2025-3 A1A 4.51 03/20/2030		4.51%	12,628.00	0.00	12,628.00	0.00
Coupon	12/21/2025	43815JAC7	0.00	HAROT 2023-1 A3 5.04 04/21/2027		5.09%	689.95	0.00	689.95	0.00
Coupon	12/25/2025	096912AD2	0.00	BMWLT 2025-1 A3 4.43 06/26/2028		4.82%	4,171.58	0.00	4,171.58	0.00
Coupon	12/25/2025	096924AD7	0.00	BMWOT 2025-A A3 4.56 09/25/2029		4.56%	11,058.00	0.00	11,058.00	0.00
Coupon	12/29/2025	3133EN5E6	0.00	FEDERAL FARM CREDIT BANKS FUNDING CORP 4.0 12/29/2025		4.27%	100,000.00	0.00	100,000.00	0.00
Coupon	12/31/2025	91282CEW7	0.00	UNITED STATES TREASURY 3.25 06/30/2027		4.41%	81,250.00	0.00	81,250.00	0.00
Coupon	12/31/2025	91282CGC9	0.00	UNITED STATES TREASURY 3.875 12/31/2027		4.31%	155,000.00	0.00	155,000.00	0.00
Coupon	12/31/2025	9128285T3	0.00	UNITED STATES TREASURY 2.625 12/31/2025		3.25%	65,625.00	0.00	65,625.00	0.00
Total Coupon			0.00				978,044.12	0.00	978,044.12	0.00
Principal Paydown	12/01/2025	3137FBU79	3,987.88	FHMS K-069 A2 3.187 09/25/2027		4.41%	3,987.88	--	3,987.88	0.00
Principal Paydown	12/01/2025	3137BTUM1	6,362.94	FHMS K-061 A2 3.347 11/25/2026		4.22%	6,362.94	--	6,362.94	0.00

TRANSACTION LEDGER



Lake County | Account #10838 | As of December 31, 2025

Transaction Type	Settlement Date	CUSIP	Quantity	Security Description	Price	Acq/Disp Yield	Amount	Interest Pur/Sold	Total Amount	Gain/Loss
Principal Paydown	12/15/2025	58768PAC8	76,096.59	MBART 2022-1 A3 5.21 08/16/2027		5.27%	76,096.59	--	76,096.59	0.00
Principal Paydown	12/15/2025	47800BAC2	55,857.11	JDOT 2022-C A3 5.09 06/15/2027		5.15%	55,857.11	--	55,857.11	0.00
Principal Paydown	12/15/2025	58770AAC7	33,120.41	MBART 2023-1 A3 4.51 11/15/2027		4.56%	33,120.41	--	33,120.41	0.00
Principal Paydown	12/15/2025	47800AAC4	33,942.44	JDOT 2022-B A3 3.74 02/16/2027		3.77%	33,942.44	--	33,942.44	0.00
Principal Paydown	12/16/2025	362585AC5	18,512.95	GMCAR 2022-2 A3 3.1 02/16/2027		3.13%	18,512.95	--	18,512.95	0.00
Principal Paydown	12/21/2025	43815JAC7	26,722.58	HAROT 2023-1 A3 5.04 04/21/2027		5.09%	26,722.58	--	26,722.58	0.00
Total Principal Paydown			254,602.90				254,602.90	--	254,602.90	0.02
TOTAL OTHER TRANSACTIONS			238,309.44				1,216,353.56	0.00	1,216,353.56	0.02

INCOME EARNED



Lake County | Account #10838 | As of December 31, 2025

Cusip	Security Description	Trade Date Settle Date Units	Book Value: Begin Book Value: Acq Book Value: Disp Book Value: End	Prior Accrued Inc. Received Ending Accrued Total Interest	Accr. Of Discount Amort. Of Premium Net Accret/Amort Income Earned	Total Income
CASH & EQUIVALENTS						
316175108	FIDELITY IMM:GOVT I	4,599,096.22	3,568,335.74 7,734,522.02 (6,703,761.54) 4,599,096.22	0.00 18,567.39 0.00 18,567.39	0.00 0.00 0.00 18,567.39	18,567.39
CCYUSD	Receivable	8,690.73	87,317.39 0.00 0.00 8,690.73	0.00 0.00 0.00 0.00	0.00 0.00 0.00 0.00	0.00
Total Cash & Equivalents			4,607,786.95	18,567.39	18,567.39	18,567.39
FIXED INCOME						
00287YDY2	ABBVIE INC 4.65 03/15/2028	02/18/2025 02/26/2025 2,790,000.00	2,787,216.14 0.00 0.00 2,787,319.49	27,388.50 0.00 38,199.75 10,811.25	103.35 0.00 103.35 10,914.60	10,914.60
00440EAV9	CHUBB INA HOLDINGS LLC 3.35 05/03/2026	03/09/2023 03/13/2023 2,000,000.00	1,986,692.87 0.00 0.00 1,989,389.08	5,211.11 0.00 10,794.44 5,583.33	2,696.22 0.00 2,696.22 8,279.55	8,279.55
023135BC9	AMAZON.COM INC 3.15 08/22/2027	06/26/2024 06/27/2024 3,000,000.00	2,917,142.50 0.00 0.00 2,921,226.10	25,987.50 0.00 33,862.50 7,875.00	4,083.60 0.00 4,083.60 11,958.60	11,958.60
023135CN4	AMAZON.COM INC 4.6 12/01/2025	11/29/2022 12/01/2022 0.00	1,735,000.00 0.00 (1,735,000.00) 0.00	39,905.00 39,905.00 0.00 0.00	0.00 0.00 0.00 0.00	0.00
02582JKP4	AMXCA 2025-2 A 4.28 04/15/2030	05/06/2025 05/13/2025 3,710,000.00	3,709,940.39 0.00 0.00 3,709,941.55	7,057.24 13,232.33 7,057.24 13,232.33	1.16 0.00 1.16 13,233.49	13,233.49

INCOME EARNED



Lake County | Account #10838 | As of December 31, 2025

Cusip	Security Description	Trade Date Settle Date Units	Book Value: Begin Book Value: Acq Book Value: Disp Book Value: End	Prior Accrued Inc. Received Ending Accrued Total Interest	Accr. Of Discount Amort. Of Premium Net Accret/Amort Income Earned	Total Income
06051GLE7	BANK OF AMERICA CORP 5.08 01/20/2027	4,370,000.00	4,369,774.90 0.00 0.00 4,369,914.46	80,781.88 0.00 99,281.54 18,499.67	139.56 0.00 139.56 18,639.23	18,639.23
06368MJG0	BANK OF MONTREAL 5.004 01/27/2029	01/22/2025 01/27/2025 2,140,000.00	2,140,000.00 0.00 0.00 2,140,000.00	36,885.04 0.00 45,808.84 8,923.80	0.00 0.00 0.00 8,923.80	8,923.80
09290DAH4	BLACKROCK INC 4.6 07/26/2027	07/19/2024 07/26/2024 4,000,000.00	3,999,755.31 0.00 0.00 3,999,767.59	63,888.89 0.00 79,222.22 15,333.33	18.68 (6.40) 12.28 15,345.61	15,345.61
096912AD2	BMWLT 2025-1 A3 4.43 06/26/2028	06/03/2025 06/10/2025 1,130,000.00	1,129,979.03 0.00 0.00 1,129,979.72	834.32 4,171.58 834.32 4,171.58	0.69 0.00 0.69 4,172.27	4,172.27
096924AD7	BMWOT 2025-A A3 4.56 09/25/2029	02/04/2025 02/12/2025 2,910,000.00	2,909,763.01 0.00 0.00 2,909,768.28	2,211.60 11,058.00 2,211.60 11,058.00	5.27 0.00 5.27 11,063.27	11,063.27
13063EGT7	CALIFORNIA STATE 4.5 08/01/2029	11/15/2024 11/18/2024 5,000,000.00	5,006,472.74 0.00 0.00 5,006,322.89	75,000.00 0.00 93,750.00 18,750.00	0.00 (149.85) (149.85) 18,600.15	18,600.15
14913UAL4	CATERPILLAR FINANCIAL SERVICES CORP 5.0 05/14/2027	05/17/2024 05/21/2024 3,000,000.00	3,002,858.93 0.00 0.00 3,002,691.40	7,083.33 0.00 19,583.33 12,500.00	0.00 (167.54) (167.54) 12,332.46	12,332.46
161571HV9	CHAIT 241 A 4.6 01/16/2029	01/24/2024 01/31/2024 4,080,000.00	4,079,608.38 0.00 0.00 4,079,619.01	8,341.33 15,640.00 8,341.33 15,640.00	10.63 0.00 10.63 15,650.63	15,650.63
17275RBW1	CISCO SYSTEMS INC 4.55 02/24/2028	03/11/2025 03/12/2025 5,000,000.00	5,023,303.05 0.00 0.00 5,022,381.63	61,298.61 0.00 80,256.94 18,958.33	0.00 (921.42) (921.42) 18,036.91	18,036.91

INCOME EARNED



Lake County | Account #10838 | As of December 31, 2025

Cusip	Security Description	Trade Date Settle Date Units	Book Value: Begin Book Value: Acq Book Value: Disp Book Value: End	Prior Accrued Inc. Received Ending Accrued Total Interest	Accr. Of Discount Amort. Of Premium Net Accret/Amort Income Earned	Total Income
24422EXZ7	JOHN DEERE CAPITAL CORP 4.65 01/07/2028	01/06/2025 01/09/2025 2,145,000.00	2,144,548.43 0.00 0.00 2,144,566.68	39,897.00 0.00 48,208.88 8,311.88	18.25 0.00 18.25 8,330.13	8,330.13
26442UAG9	DUKE ENERGY PROGRESS LLC 3.7 09/01/2028	03/05/2025 03/06/2025 3,000,000.00	2,943,318.00 0.00 0.00 2,945,066.40	27,750.00 0.00 37,000.00 9,250.00	1,748.40 0.00 1,748.40 10,998.40	10,998.40
3130AVBD3	FEDERAL HOME LOAN BANKS 4.5 03/09/2029	04/29/2024 04/30/2024 4,000,000.00	3,975,716.17 0.00 0.00 3,976,346.65	41,000.00 0.00 56,000.00 15,000.00	630.48 0.00 630.48 15,630.48	15,630.48
3130AWLZ1	FEDERAL HOME LOAN BANKS 4.75 06/12/2026	08/22/2023 08/24/2023 6,000,000.00	5,996,638.06 0.00 0.00 5,997,178.06	133,791.67 142,500.00 15,041.67 23,750.00	540.00 0.00 540.00 24,290.00	24,290.00
3130AWTR1	FEDERAL HOME LOAN BANKS 4.375 09/08/2028	09/07/2023 09/08/2023 5,000,000.00	4,985,833.66 0.00 0.00 4,986,267.61	50,434.03 0.00 68,663.19 18,229.17	433.95 0.00 433.95 18,663.12	18,663.12
3130AXU63	FEDERAL HOME LOAN BANKS 4.625 11/17/2026	11/30/2023 12/01/2023 2,500,000.00	2,502,051.83 0.00 0.00 2,501,870.61	4,496.53 0.00 14,131.94 9,635.42	0.00 (181.22) (181.22) 9,454.20	9,454.20
313381FD2	FEDERAL HOME LOAN BANKS 2.5 12/10/2027	10/02/2023 10/03/2023 1,250,000.00	1,196,263.44 0.00 0.00 1,198,517.61	14,843.75 15,625.00 1,822.92 2,604.17	2,254.17 0.00 2,254.17 4,858.34	4,858.34
3133EN5E6	FEDERAL FARM CREDIT BANKS FUNDING CORP 4.0 12/29/2025	12/29/2022 12/30/2022 0.00	4,999,038.54 0.00 (5,000,000.00) 0.00	84,444.44 100,000.00 0.00 15,555.56	961.46 0.00 961.46 16,517.02	16,517.02
3133EPC45	FEDERAL FARM CREDIT BANKS FUNDING CORP 4.625 11/13/2028	11/27/2023 11/28/2023 5,000,000.00	5,014,188.91 0.00 0.00 5,013,780.88	11,562.50 0.00 30,833.33 19,270.83	0.00 (408.03) (408.03) 18,862.80	18,862.80

INCOME EARNED



Lake County | Account #10838 | As of December 31, 2025

Cusip	Security Description	Trade Date Settle Date Units	Book Value: Begin Book Value: Acq Book Value: Disp Book Value: End	Prior Accrued Inc. Received Ending Accrued Total Interest	Accr. Of Discount Amort. Of Premium Net Accret/Amort Income Earned	Total Income
3133EPC60	FEDERAL FARM CREDIT BANKS FUNDING CORP 4.625	11/17/2023	4,997,866.83	10,277.78	92.62	19,363.45
		11/20/2023	0.00	0.00	0.00	
		11/15/2027	5,000,000.00	29,548.61	92.62	
			4,997,959.44	19,270.83	19,363.45	
3133EPH81	FEDERAL FARM CREDIT BANKS FUNDING CORP 4.5	12/11/2023	5,001,838.44	35,625.00	0.00	18,665.19
		12/15/2023	0.00	0.00	(84.81)	
		10/04/2027	5,000,000.00	54,375.00	(84.81)	
			5,001,753.64	18,750.00	18,665.19	
3133EPSW6	FEDERAL FARM CREDIT BANKS FUNDING CORP 4.5	08/09/2023	2,718,538.74	36,380.00	176.95	10,376.95
		08/14/2023	0.00	0.00	0.00	
		08/14/2026	2,720,000.00	46,580.00	176.95	
			2,718,715.69	10,200.00	10,376.95	
3133EPW84	FEDERAL FARM CREDIT BANKS FUNDING CORP 3.875	01/30/2024	4,725,795.63	68,000.87	655.89	15,994.43
		01/31/2024	0.00	0.00	0.00	
		01/18/2029	4,750,000.00	83,339.41	655.89	
			4,726,451.52	15,338.54	15,994.43	
3133EPWK7	FEDERAL FARM CREDIT BANKS FUNDING CORP 4.5	10/12/2023	6,465,711.80	56,062.50	1,036.00	25,411.00
		10/16/2023	0.00	0.00	0.00	
		09/22/2028	6,500,000.00	80,437.50	1,036.00	
			6,466,747.80	24,375.00	25,411.00	
3133ERAK7	FEDERAL FARM CREDIT BANKS FUNDING CORP 4.375	04/10/2024	4,960,951.13	30,989.58	987.37	19,216.54
		04/15/2024	0.00	0.00	0.00	
		04/10/2029	5,000,000.00	49,218.75	987.37	
			4,961,938.50	18,229.17	19,216.54	
3133ERGL9	FEDERAL FARM CREDIT BANKS FUNDING CORP 4.5	06/11/2024	4,993,932.32	108,750.00	204.68	18,954.68
		06/14/2024	0.00	112,500.00	0.00	
		06/07/2028	5,000,000.00	15,000.00	204.68	
			4,994,137.00	18,750.00	18,954.68	
3133ERSP7	FEDERAL FARM CREDIT BANKS FUNDING CORP 3.5	09/18/2024	3,995,337.05	31,500.00	104.82	11,771.49
		09/19/2024	0.00	0.00	0.00	
		09/10/2029	4,000,000.00	43,166.67	104.82	
			3,995,441.88	11,666.67	11,771.49	
3137BSP72	FHMS K-058 A2 2.653	11/29/2022	988,464.65	2,210.83	1,471.59	3,682.42
		12/02/2022	0.00	2,210.83	0.00	
		08/25/2026	1,000,000.00	2,210.83	1,471.59	
			989,936.24	2,210.83	3,682.42	

INCOME EARNED



Lake County | Account #10838 | As of December 31, 2025

Cusip	Security Description	Trade Date Settle Date Units	Book Value: Begin Book Value: Acq Book Value: Disp Book Value: End	Prior Accrued Inc. Received Ending Accrued Total Interest	Accr. Of Discount Amort. Of Premium Net Accret/Amort Income Earned	Total Income
3137BTUM1	FHMS K-061 A2 3.347 11/25/2026	12/02/2022	2,843,524.41	7,989.91	1,994.83	9,967.00
		12/07/2022	0.00	7,989.91	0.00	
		2,858,259.00	(6,362.94)	7,972.16	1,994.83	
			2,839,156.30	7,972.16	9,967.00	
3137FBBX3	FHMS K-068 A2 3.244 08/25/2027	05/12/2023	2,266,532.41	6,198.74	1,349.50	7,548.24
		05/17/2023	0.00	6,198.74	0.00	
		2,293,000.00	0.00	6,198.74	1,349.50	
			2,267,881.91	6,198.74	7,548.24	
3137FBU79	FHMS K-069 A2 3.187 09/25/2027	06/09/2023	2,146,539.81	5,813.74	2,135.79	7,938.94
		06/14/2023	0.00	5,813.74	0.00	
		2,185,058.09	(3,987.88)	5,803.15	2,135.79	
			2,144,687.73	5,803.15	7,938.94	
3137FETNO	FHMS K-073 A2 3.35 01/25/2028	05/24/2023	1,984,336.64	5,639.17	1,452.78	7,091.95
		05/30/2023	0.00	5,639.17	0.00	
		2,020,000.00	0.00	5,639.17	1,452.78	
			1,985,789.41	5,639.17	7,091.95	
3137FJKE8	FHMS K-082 A2 3.92 09/25/2028		4,666,894.84	15,516.67	2,563.44	18,080.11
			0.00	15,516.67	0.00	
		4,750,000.00	0.00	15,516.67	2,563.44	
			4,669,458.28	15,516.67	18,080.11	
3137FJXV6	FHMS K-083 A2 4.05 09/25/2028	06/11/2024	2,938,895.47	10,125.00	1,884.82	12,009.82
		06/14/2024	0.00	10,125.00	0.00	
		3,000,000.00	0.00	10,125.00	1,884.82	
			2,940,780.29	10,125.00	12,009.82	
3137FJZ93	FHMS K-084 A2 3.78 10/25/2028	12/09/2024	1,968,680.82	6,300.00	938.06	7,238.06
		12/12/2024	0.00	6,300.00	0.00	
		2,000,000.00	0.00	6,300.00	938.06	
			1,969,618.88	6,300.00	7,238.06	
3137FKZZ2	FHMS K-088 A2 3.69 01/25/2029	04/30/2025	4,947,810.66	15,375.00	1,435.55	16,810.55
		05/05/2025	0.00	15,375.00	0.00	
		5,000,000.00	0.00	15,375.00	1,435.55	
			4,949,246.22	15,375.00	16,810.55	
3137FLN91	FHMS K-091 A2 3.505 03/25/2029	05/06/2025	4,893,997.79	14,604.17	2,770.72	17,374.89
		05/09/2025	0.00	14,604.17	0.00	
		5,000,000.00	0.00	14,604.17	2,770.72	
			4,896,768.51	14,604.17	17,374.89	

INCOME EARNED



Lake County | Account #10838 | As of December 31, 2025

Cusip	Security Description	Trade Date Settle Date Units	Book Value: Begin Book Value: Acq Book Value: Disp Book Value: End	Prior Accrued Inc. Received Ending Accrued Total Interest	Accr. Of Discount Amort. Of Premium Net Accret/Amort Income Earned	Total Income
3137FPJG1	FHMS K-099 A2 2.595 09/25/2029	06/03/2025	4,712,370.80	10,812.50	6,508.40	17,320.90
		06/06/2025	0.00	10,812.50	0.00	
		0.00	0.00	10,812.50	6,508.40	
		5,000,000.00	4,718,879.20	10,812.50	17,320.90	
3137H9D71	FHMS K-750 A2 3.0 09/25/2029	10/31/2024	3,801,618.40	10,000.00	4,488.93	14,488.93
		11/05/2024	0.00	10,000.00	0.00	
		0.00	0.00	10,000.00	4,488.93	
		4,000,000.00	3,806,107.33	10,000.00	14,488.93	
341081GR2	FLORIDA POWER & LIGHT CO 4.45 05/15/2026	05/22/2023	3,821,022.81	7,565.00	747.23	14,931.60
		05/24/2023	0.00	0.00	0.00	
		0.00	0.00	21,749.38	747.23	
		3,825,000.00	3,821,770.04	14,184.38	14,931.60	
362549AD9	GMCAR 2025-2 A3 4.28 04/16/2030	05/06/2025	1,089,857.49	1,943.83	2.77	3,890.44
		05/14/2025	0.00	3,887.67	0.00	
		0.00	0.00	1,943.83	2.77	
		1,090,000.00	1,089,860.25	3,887.67	3,890.44	
362585AC5	GMCAR 2022-2 A3 3.1 02/16/2027	04/05/2022	18,512.05	23.91	0.90	24.81
		04/13/2022	0.00	47.83	0.00	
		0.00	(18,512.95)	0.00	0.90	
		0.00	0.00	23.92	24.81	
36271VAD9	GMALT 2025-1 A3 4.66 02/21/2028	02/05/2025	1,849,839.44	2,634.19	6.13	7,190.30
		02/12/2025	0.00	7,184.17	0.00	
		0.00	0.00	2,634.19	6.13	
		1,850,000.00	1,849,845.57	7,184.17	7,190.30	
362962AD4	GMALT 2025-2 A3 4.58 05/22/2028	05/20/2025	2,084,971.30	2,917.84	0.99	7,958.74
		05/29/2025	0.00	7,957.75	0.00	
		0.00	0.00	2,917.84	0.99	
		2,085,000.00	2,084,972.29	7,957.75	7,958.74	
437921AD1	HAROT 252 A3 4.15 10/15/2029	04/29/2025	1,409,862.61	2,600.67	3.01	4,879.26
		05/08/2025	0.00	4,876.25	0.00	
		0.00	0.00	2,600.67	3.01	
		1,410,000.00	1,409,865.62	4,876.25	4,879.26	
43815JAC7	HAROT 2023-1 A3 5.04 04/21/2027	02/16/2023	164,264.09	229.98	2.18	654.72
		02/24/2023	0.00	689.95	0.00	
		0.00	(26,722.58)	192.57	2.18	
		137,551.70	137,543.69	652.54	654.72	

INCOME EARNED



Lake County | Account #10838 | As of December 31, 2025

Cusip	Security Description	Trade Date Settle Date Units	Book Value: Begin Book Value: Acq Book Value: Disp Book Value: End	Prior Accrued Inc. Received Ending Accrued Total Interest	Accr. Of Discount Amort. Of Premium Net Accret/Amort Income Earned	Total Income
43816DAC9	HAROT 2024-4 A3 4.33 05/15/2029	12/19/2024 12/20/2024 4,000,000.00	3,981,976.61 0.00 0.00 3,982,419.69	7,697.78 14,433.33 7,697.78 14,433.33	443.08 0.00 443.08 14,876.41	14,876.41
44935CAD3	HART 2025-A A3 4.32 10/15/2029	03/04/2025 03/12/2025 2,715,000.00	2,714,662.54 0.00 0.00 2,714,669.94	5,212.80 9,774.00 5,212.80 9,774.00	7.40 0.00 7.40 9,781.40	9,781.40
44935DAD1	HALST 2025-B A3 4.53 04/17/2028	04/24/2025 04/30/2025 1,425,000.00	1,424,896.87 0.00 0.00 1,424,900.55	2,869.00 5,379.38 2,869.00 5,379.38	3.68 0.00 3.68 5,383.06	5,383.06
459058KT9	INTERNATIONAL BANK FOR RECONSTRUCTION AND DEVELOPM 3.5 07/12/2028	07/21/2023 07/25/2023 5,000,000.00	4,917,116.65 0.00 0.00 4,919,809.92	67,569.44 0.00 82,152.78 14,583.33	2,693.27 0.00 2,693.27 17,276.61	17,276.61
47800AAC4	JDOT 2022-B A3 3.74 02/16/2027	07/12/2022 07/20/2022 167,009.90	200,947.42 0.00 (33,942.44) 167,006.10	334.03 626.30 277.61 569.88	1.12 0.00 1.12 571.00	571.00
47800BAC2	JDOT 2022-C A3 5.09 06/15/2027	10/12/2022 10/19/2022 529,470.87	585,313.17 0.00 (55,857.11) 529,458.22	1,324.14 2,482.77 1,197.78 2,356.41	2.15 0.00 2.15 2,358.56	2,358.56
47800DAD6	JDOT 2025 A3 4.23 09/17/2029	03/04/2025 03/11/2025 2,150,000.00	2,149,886.48 0.00 0.00 2,149,889.01	4,042.00 7,578.75 4,042.00 7,578.75	2.54 0.00 2.54 7,581.29	7,581.29
57629TBW6	MASSMUTUAL GLOBAL FUNDING II 4.45 03/27/2028	03/20/2025 03/27/2025 2,000,000.00	1,998,160.71 0.00 0.00 1,998,228.03	15,822.22 0.00 23,238.89 7,416.67	67.32 0.00 67.32 7,483.98	7,483.98
57629W6F2	MASSMUTUAL GLOBAL FUNDING II 4.5 04/10/2026	04/04/2023 04/12/2023 1,150,000.00	1,149,905.71 0.00 0.00 1,149,928.19	7,331.25 0.00 11,643.75 4,312.50	22.48 0.00 22.48 4,334.98	4,334.98

INCOME EARNED



Lake County | Account #10838 | As of December 31, 2025

Cusip	Security Description	Trade Date Settle Date Units	Book Value: Begin Book Value: Acq Book Value: Disp Book Value: End	Prior Accrued Inc. Received Ending Accrued Total Interest	Accr. Of Discount Amort. Of Premium Net Accret/Amort Income Earned	Total Income
58768PAC8	MBART 2022-1 A3 5.21 08/16/2027	11/15/2022 11/22/2022 446,148.20	522,207.86 0.00 (76,096.59) 446,118.22	1,209.29 2,267.41 1,033.08 2,091.20	6.95 0.00 6.95 2,098.15	2,098.15
58768YAD7	MBALT 2025-A A3 4.61 04/16/2029	05/14/2025 05/21/2025 2,275,000.00	2,274,760.41 0.00 0.00 2,274,766.44	4,661.22 8,739.79 4,661.22 8,739.79	6.03 0.00 6.03 8,745.82	8,745.82
58770AAC7	MBART 2023-1 A3 4.51 11/15/2027	01/18/2023 01/25/2023 249,111.34	282,217.97 0.00 (33,120.41) 249,099.71	565.72 1,060.72 499.33 994.33	2.15 0.00 2.15 996.48	996.48
58773DAD6	MBART 2025-1 A3 4.78 12/17/2029	01/14/2025 01/23/2025 2,455,000.00	2,454,568.89 0.00 0.00 2,454,577.94	5,215.51 9,779.08 5,215.51 9,779.08	9.05 0.00 9.05 9,788.13	9,788.13
58933YBW4	MERCK & CO INC 3.85 03/15/2029	12/04/2025 12/05/2025 4,000,000.00	0.00 3,995,800.00 0.00 3,995,894.82	0.00 (427.78) 11,550.00 11,122.22	94.82 0.00 94.82 11,217.04	11,217.04
58989V2K9	MET TOWER GLOBAL FUNDING 4.8 01/14/2028	01/08/2025 01/14/2025 4,000,000.00	4,000,113.10 0.00 0.00 4,000,108.57	73,066.67 0.00 89,066.67 16,000.00	0.00 (4.53) (4.53) 15,995.47	15,995.47
63743HFH0	NATIONAL RURAL UTILITIES COOPERATIVE FINANCE CORP 4.45 03/13/2026	02/03/2023 02/09/2023 1,800,000.00	1,799,351.87 0.00 0.00 1,799,548.85	17,355.00 0.00 24,030.00 6,675.00	196.98 0.00 196.98 6,871.98	6,871.98
63743HFM9	NATIONAL RURAL UTILITIES COOPERATIVE FINANCE CORP 4.8 02/05/2027	02/09/2024 02/13/2024 2,925,000.00	2,921,616.57 0.00 0.00 2,921,859.93	45,240.00 0.00 56,940.00 11,700.00	243.36 0.00 243.36 11,943.36	11,943.36
64953BBW7	NEW YORK LIFE GLOBAL FUNDING 4.4 04/25/2028	04/22/2025 04/25/2025 3,150,000.00	3,148,237.61 0.00 0.00 3,148,299.98	13,860.00 0.00 25,410.00 11,550.00	62.37 0.00 62.37 11,612.37	11,612.37

INCOME EARNED



Lake County | Account #10838 | As of December 31, 2025

Cusip	Security Description	Trade Date Settle Date Units	Book Value: Begin Book Value: Acq Book Value: Disp Book Value: End	Prior Accrued Inc. Received Ending Accrued Total Interest	Accr. Of Discount Amort. Of Premium Net Accret/Amort Income Earned	Total Income
69371RS56	PACCAR FINANCIAL CORP 5.05 08/10/2026	08/03/2023 08/10/2023 1,375,000.00	1,374,841.93 0.00 0.00 1,374,861.37	21,409.90 0.00 27,196.35 5,786.46	19.45 0.00 19.45 5,805.90	5,805.90
69371RU20	PACCAR FINANCIAL CORP 4.0 11/07/2028	11/19/2025 11/20/2025 3,000,000.00	3,009,354.02 0.00 0.00 3,009,083.52	8,000.00 0.00 18,000.00 10,000.00	0.00 (270.50) (270.50) 9,729.50	9,729.50
713448FX1	PEPSICO INC 4.5 07/17/2029	07/22/2024 07/23/2024 5,000,000.00	4,991,779.56 0.00 0.00 4,991,972.03	83,750.00 0.00 102,500.00 18,750.00	192.47 0.00 192.47 18,942.47	18,942.47
74456QBU9	PUBLIC SERVICE ELECTRIC AND GAS CO 3.7 05/01/2028	12/18/2024 12/19/2024 4,900,000.00	4,797,915.50 0.00 0.00 4,801,503.50	15,108.33 0.00 30,216.67 15,108.33	3,588.00 0.00 3,588.00 18,696.34	18,696.34
78016HZT0	ROYAL BANK OF CANADA 4.875 01/19/2027	01/10/2024 01/19/2024 3,490,000.00	3,489,670.42 0.00 0.00 3,489,695.10	62,383.75 0.00 76,561.88 14,178.13	24.68 0.00 24.68 14,202.80	14,202.80
857477CL5	STATE STREET CORP 4.993 03/18/2027	03/13/2024 03/18/2024 3,405,000.00	3,405,000.00 0.00 0.00 3,405,000.00	34,474.58 0.00 48,642.22 14,167.64	0.00 0.00 0.00 14,167.64	14,167.64
89236TFT7	TOYOTA MOTOR CREDIT CORP 3.65 01/08/2029	11/19/2025 11/20/2025 3,000,000.00	2,966,871.35 0.00 0.00 2,967,776.99	43,495.83 0.00 52,620.83 9,125.00	905.63 0.00 905.63 10,030.63	10,030.63
89236TMS1	TOYOTA MOTOR CREDIT CORP 4.35 10/08/2027	05/06/2025 05/07/2025 1,309,000.00	1,309,360.36 0.00 0.00 1,309,343.83	8,383.05 0.00 13,128.18 4,745.13	0.00 (16.53) (16.53) 4,728.60	4,728.60
89239NAD7	TLOT 2025-A A3 4.75 02/22/2028	02/20/2025 02/26/2025 2,920,000.00	2,919,971.50 0.00 0.00 2,919,972.58	4,238.06 11,558.33 4,238.06 11,558.33	1.09 0.00 1.09 11,559.42	11,559.42

INCOME EARNED



Lake County | Account #10838 | As of December 31, 2025

Cusip	Security Description	Trade Date Settle Date Units	Book Value: Begin Book Value: Acq Book Value: Disp Book Value: End	Prior Accrued Inc. Received Ending Accrued Total Interest	Accr. Of Discount Amort. Of Premium Net Accret/Amort Income Earned	Total Income
90331HPS6	US BANK NA 4.73 05/15/2028	05/12/2025 05/15/2025 3,930,000.00	3,930,000.00 0.00 0.00 3,930,000.00	8,261.73 0.00 23,752.48 15,490.75	0.00 0.00 0.00 15,490.75	15,490.75
9128283F5	UNITED STATES TREASURY 2.25 11/15/2027	06/22/2023 06/26/2023 5,750,000.00	5,559,415.51 0.00 0.00 5,567,690.19	5,718.23 0.00 16,797.31 11,079.07	8,274.68 0.00 8,274.68 19,353.75	19,353.75
9128283W8	UNITED STATES TREASURY 2.75 02/15/2028	10/30/2024 10/31/2024 8,000,000.00	7,778,718.80 0.00 0.00 7,787,229.62	64,565.22 0.00 83,097.83 18,532.61	8,510.82 0.00 8,510.82 27,043.42	27,043.42
9128284V9	UNITED STATES TREASURY 2.875 08/15/2028	02/12/2024 02/15/2024 5,000,000.00	4,844,027.69 0.00 0.00 4,848,921.56	42,187.50 0.00 54,296.88 12,109.38	4,893.87 0.00 4,893.87 17,003.24	17,003.24
9128285M8	UNITED STATES TREASURY 3.125 11/15/2028	02/28/2024 02/29/2024 3,000,000.00	2,906,089.30 0.00 0.00 2,908,784.88	4,143.65 0.00 12,171.96 8,028.31	2,695.58 0.00 2,695.58 10,723.90	10,723.90
9128285T3	UNITED STATES TREASURY 2.625 12/31/2025	08/17/2022 08/18/2022 0.00	4,997,558.20 0.00 (5,000,000.00) 0.00	54,925.27 65,625.00 0.00 10,699.73	2,441.80 0.00 2,441.80 13,141.53	13,141.53
9128286L9	UNITED STATES TREASURY 2.25 03/31/2026	12/27/2022 12/28/2022 7,500,000.00	7,457,510.91 0.00 0.00 7,468,487.26	28,743.13 0.00 43,114.70 14,371.57	10,976.35 0.00 10,976.35 25,347.91	25,347.91
91282CDF5	UNITED STATES TREASURY 1.375 10/31/2028	03/11/2024 03/12/2024 7,500,000.00	6,957,386.94 0.00 0.00 6,973,181.31	8,831.15 0.00 17,662.29 8,831.15	15,794.37 0.00 15,794.37 24,625.52	24,625.52
91282CEF4	UNITED STATES TREASURY 2.5 03/31/2027	11/29/2022 11/30/2022 5,000,000.00	4,908,207.45 0.00 0.00 4,914,074.60	21,291.21 0.00 31,936.81 10,645.60	5,867.15 0.00 5,867.15 16,512.76	16,512.76

INCOME EARNED



Lake County | Account #10838 | As of December 31, 2025

Cusip	Security Description	Trade Date Settle Date Units	Book Value: Begin Book Value: Acq Book Value: Disp Book Value: End	Prior Accrued Inc. Received Ending Accrued Total Interest	Accr. Of Discount Amort. Of Premium Net Accret/Amort Income Earned	Total Income
91282CES6	UNITED STATES TREASURY 2.75 05/31/2029	06/24/2024 06/25/2024 5,000,000.00	4,756,540.86 0.00 0.00 4,762,450.99	377.75 68,750.00 12,087.91 80,460.16	5,910.13 0.00 5,910.13 86,370.29	86,370.29
91282CEW7	UNITED STATES TREASURY 3.25 06/30/2027	10/21/2022 10/24/2022 5,000,000.00	4,917,960.53 0.00 0.00 4,922,375.85	68,002.72 81,250.00 448.90 13,696.18	4,415.32 0.00 4,415.32 18,111.50	18,111.50
91282CFH9	UNITED STATES TREASURY 3.125 08/31/2027	11/19/2025 11/20/2025 5,000,000.00	4,960,831.57 0.00 0.00 4,962,734.74	39,709.94 0.00 53,090.47 13,380.52	1,903.17 0.00 1,903.17 15,283.69	15,283.69
91282CFM8	UNITED STATES TREASURY 4.125 09/30/2027	10/30/2024 10/31/2024 8,000,000.00	8,000,000.00 0.00 0.00 8,000,000.00	56,208.79 0.00 84,313.19 28,104.40	0.00 0.00 0.00 28,104.40	28,104.40
91282CGC9	UNITED STATES TREASURY 3.875 12/31/2027	11/12/2024 11/13/2024 8,000,000.00	7,932,677.17 0.00 0.00 7,935,423.23	129,728.26 155,000.00 856.35 26,128.09	2,746.06 0.00 2,746.06 28,874.16	28,874.16
91282CGV7	UNITED STATES TREASURY 3.75 04/15/2026	11/26/2024 11/27/2024 5,000,000.00	4,989,013.67 0.00 0.00 4,991,536.46	24,210.16 0.00 40,178.57 15,968.41	2,522.79 0.00 2,522.79 18,491.19	18,491.19
91282CKD2	UNITED STATES TREASURY 4.25 02/28/2029	05/17/2024 05/20/2024 7,500,000.00	7,462,597.38 0.00 0.00 7,463,575.85	81,008.29 0.00 108,304.56 27,296.27	978.47 0.00 978.47 28,274.74	28,274.74
91282CLB5	UNITED STATES TREASURY 4.375 07/31/2026	11/12/2024 11/13/2024 8,000,000.00	7,999,879.00 0.00 0.00 7,999,894.50	116,983.70 0.00 146,467.39 29,483.70	15.50 0.00 15.50 29,499.20	29,499.20
91282CLC3	UNITED STATES TREASURY 4.0 07/31/2029	10/30/2024 10/31/2024 8,000,000.00	7,974,439.88 0.00 0.00 7,975,032.08	106,956.52 0.00 133,913.04 26,956.52	592.20 0.00 592.20 27,548.72	27,548.72

INCOME EARNED



Lake County | Account #10838 | As of December 31, 2025

Cusip	Security Description	Trade Date Settle Date Units	Book Value: Begin Book Value: Acq Book Value: Disp Book Value: End	Prior Accrued Inc. Received Ending Accrued Total Interest	Accr. Of Discount Amort. Of Premium Net Accret/Amort Income Earned	Total Income
91282CLP4	UNITED STATES TREASURY 3.5 09/30/2026	10/30/2024 10/31/2024 8,000,000.00	7,957,465.13 0.00 0.00 7,961,816.88	47,692.31 0.00 71,538.46 23,846.15	4,351.75 0.00 4,351.75 28,197.91	28,197.91
91282CLS8	UNITED STATES TREASURY 4.125 10/31/2026	10/30/2024 10/31/2024 8,000,000.00	7,997,283.39 0.00 0.00 7,997,535.53	28,259.67 0.00 56,519.34 28,259.67	252.14 0.00 252.14 28,511.81	28,511.81
91282CPP0	UNITED STATES TREASURY 3.5 12/15/2028	12/30/2025 12/31/2025 8,000,000.00	0.00 7,999,375.00 0.00 7,999,375.58	0.00 (12,307.69) 13,076.92 769.23	0.58 0.00 0.58 769.81	769.81
91324PDE9	UNITEDHEALTH GROUP INC 2.95 10/15/2027	09/17/2024 09/18/2024 4,000,000.00	3,941,244.96 0.00 0.00 3,943,911.73	15,077.78 0.00 24,911.11 9,833.33	2,666.77 0.00 2,666.77 12,500.11	12,500.11
92348KDY6	VZMT 2025-3 A1A 4.51 03/20/2030	03/25/2025 03/31/2025 3,360,000.00	3,359,875.02 0.00 0.00 3,359,877.49	4,630.27 12,628.00 4,630.27 12,628.00	2.47 0.00 2.47 12,630.47	12,630.47
Total Fixed Income		364,874,609.09	361,392,501.14 11,995,175.00 (11,989,602.88) 361,536,932.27	2,868,313.98 1,034,058.65 3,098,176.93 1,263,921.60	141,069.84 (2,210.82) 138,859.01 1,402,780.61	1,402,780.61
TOTAL PORTFOLIO		369,482,396.04	365,048,154.27 19,729,697.02 (18,693,364.42) 366,144,719.22	2,868,313.98 1,052,626.04 3,098,176.93 1,282,488.99	141,069.84 (2,210.82) 138,859.01 1,421,348.00	1,421,348.00

CASH FLOW REPORT



Lake County | Account #10838 | As of December 31, 2025

Payment Date	Transaction Type	CUSIP	Quantity	Security Description	Principal Amount	Income	Total Amount
JANUARY 2026							
01/02/2026	Dividend	316175108	0.00	FIDELITY IMM:GOVT I	8,690.73		8,690.73
01/07/2026	Coupon	24422EXZ7	2,145,000.00	JOHN DEERE CAPITAL CORP 4.65 01/07/2028		49,871.25	49,871.25
01/08/2026	Coupon	89236TFT7	3,000,000.00	TOYOTA MOTOR CREDIT CORP 3.65 01/08/2029		54,750.00	54,750.00
01/12/2026	Coupon	459058KT9	5,000,000.00	INTERNATIONAL BANK FOR RECONSTRUCTION AND DEVELOPM 3.5 07/12/2028		87,500.00	87,500.00
01/14/2026	Coupon	58989V2K9	4,000,000.00	MET TOWER GLOBAL FUNDING 4.8 01/14/2028		96,000.00	96,000.00
01/15/2026	Coupon	02582JKP4	3,710,000.00	AMXCA 2025-2 A 4.28 04/15/2030		13,232.33	13,232.33
01/15/2026	Coupon	161571HV9	4,080,000.00	CHAIT 241 A 4.6 01/16/2029		15,640.00	15,640.00
01/15/2026	Coupon	437921AD1	1,410,000.00	HAROT 252 A3 4.15 10/15/2029		4,876.25	4,876.25
01/15/2026	Coupon	43816DAC9	4,000,000.00	HAROT 2024-4 A3 4.33 05/15/2029		14,433.33	14,433.33
01/15/2026	Coupon	44935CAD3	2,715,000.00	HART 2025-A A3 4.32 10/15/2029		9,774.00	9,774.00
01/15/2026	Coupon	44935DAD1	1,425,000.00	HALST 2025-B A3 4.53 04/17/2028		5,379.38	5,379.38
01/15/2026	Coupon	47800AAC4	167,009.90	JDOT 2022-B A3 3.74 02/16/2027		520.51	520.51
01/15/2026	Principal Paydown	47800AAC4	167,009.90	JDOT 2022-B A3 3.74 02/16/2027	59,499.62		59,499.62
01/15/2026	Coupon	47800BAC2	529,470.87	JDOT 2022-C A3 5.09 06/15/2027		2,245.84	2,245.84
01/15/2026	Principal Paydown	47800BAC2	529,470.87	JDOT 2022-C A3 5.09 06/15/2027	92,579.85		92,579.85
01/15/2026	Coupon	47800DAD6	2,150,000.00	JDOT 2025 A3 4.23 09/17/2029		7,578.75	7,578.75
01/15/2026	Coupon	58768PAC8	446,148.20	MBART 2022-1 A3 5.21 08/16/2027		2,140.26	2,140.26
01/15/2026	Principal Paydown	58768PAC8	446,148.20	MBART 2022-1 A3 5.21 08/16/2027	72,306.45		72,306.45
01/15/2026	Coupon	58768YAD7	2,275,000.00	MBALT 2025-A A3 4.61 04/16/2029		8,739.79	8,739.79
01/15/2026	Coupon	58770AAC7	249,111.34	MBART 2023-1 A3 4.51 11/15/2027		1,025.84	1,025.84
01/15/2026	Principal Paydown	58770AAC7	249,111.34	MBART 2023-1 A3 4.51 11/15/2027	29,906.65		29,906.65
01/15/2026	Coupon	58773DAD6	2,455,000.00	MBART 2025-1 A3 4.78 12/17/2029		9,779.08	9,779.08
01/16/2026	Coupon	362549AD9	1,090,000.00	GMCAR 2025-2 A3 4.28 04/16/2030		3,887.67	3,887.67
01/20/2026	Coupon	06051GLE7	4,370,000.00	BANK OF AMERICA CORP 5.08 01/20/2027		110,998.00	110,998.00
01/20/2026	Effective Maturity	06051GLE7	4,370,000.00	BANK OF AMERICA CORP 5.08 01/20/2027	4,370,000.00		4,370,000.00
01/20/2026	Coupon	3133EPW84	4,750,000.00	FEDERAL FARM CREDIT BANKS FUNDING CORP 3.875 01/18/2029		92,031.25	92,031.25
01/20/2026	Coupon	36271VAD9	1,850,000.00	GMALT 2025-1 A3 4.66 02/21/2028		7,184.17	7,184.17
01/20/2026	Coupon	362962AD4	2,085,000.00	GMALT 2025-2 A3 4.58 05/22/2028		7,957.75	7,957.75
01/20/2026	Coupon	713448FX1	5,000,000.00	PEPSICO INC 4.5 07/17/2029		112,500.00	112,500.00

CASH FLOW REPORT



Lake County | Account #10838 | As of December 31, 2025

Payment Date	Transaction Type	CUSIP	Quantity	Security Description	Principal Amount	Income	Total Amount
01/20/2026	Coupon	78016HZT0	3,490,000.00	ROYAL BANK OF CANADA 4.875 01/19/2027		85,068.75	85,068.75
01/20/2026	Coupon	89239NAD7	2,920,000.00	TLOT 2025-A A3 4.75 02/22/2028		11,558.33	11,558.33
01/20/2026	Coupon	92348KDY6	3,360,000.00	VZMT 2025-3 A1A 4.51 03/20/2030		12,628.00	12,628.00
01/21/2026	Coupon	43815JAC7	137,551.70	HAROT 2023-1 A3 5.04 04/21/2027		647.30	647.30
01/21/2026	Principal Paydown	43815JAC7	137,551.70	HAROT 2023-1 A3 5.04 04/21/2027	25,929.83		25,929.83
01/26/2026	Coupon	09290DAH4	4,000,000.00	BLACKROCK INC 4.6 07/26/2027		92,000.00	92,000.00
01/26/2026	Coupon	096912AD2	1,130,000.00	BMWLT 2025-1 A3 4.43 06/26/2028		4,171.58	4,171.58
01/26/2026	Coupon	096924AD7	2,910,000.00	BMWOT 2025-A A3 4.56 09/25/2029		11,058.00	11,058.00
01/26/2026	Coupon	3137BSP72	1,000,000.00	FHMS K-058 A2 2.653 08/25/2026		2,210.83	2,210.83
01/26/2026	Coupon	3137BTUM1	2,858,259.00	FHMS K-061 A2 3.347 11/25/2026		7,972.16	7,972.16
01/26/2026	Principal Paydown	3137BTUM1	2,858,259.00	FHMS K-061 A2 3.347 11/25/2026	6,034.10		6,034.10
01/26/2026	Coupon	3137FBBX3	2,293,000.00	FHMS K-068 A2 3.244 08/25/2027		6,198.74	6,198.74
01/26/2026	Coupon	3137FBU79	2,185,058.09	FHMS K-069 A2 3.187 09/25/2027		5,803.15	5,803.15
01/26/2026	Principal Paydown	3137FBU79	2,185,058.09	FHMS K-069 A2 3.187 09/25/2027	3,760.79		3,760.79
01/26/2026	Coupon	3137FETN0	2,020,000.00	FHMS K-073 A2 3.35 01/25/2028		5,639.17	5,639.17
01/26/2026	Coupon	3137FJKE8	4,750,000.00	FHMS K-082 A2 3.92 09/25/2028		15,516.67	15,516.67
01/26/2026	Coupon	3137FJXV6	3,000,000.00	FHMS K-083 A2 4.05 09/25/2028		10,125.00	10,125.00
01/26/2026	Coupon	3137FJZ93	2,000,000.00	FHMS K-084 A2 3.78 10/25/2028		6,300.00	6,300.00
01/26/2026	Coupon	3137FKZZ2	5,000,000.00	FHMS K-088 A2 3.69 01/25/2029		15,375.00	15,375.00
01/26/2026	Coupon	3137FLN91	5,000,000.00	FHMS K-091 A2 3.505 03/25/2029		14,604.17	14,604.17
01/26/2026	Coupon	3137FPJG1	5,000,000.00	FHMS K-099 A2 2.595 09/25/2029		10,812.50	10,812.50
01/26/2026	Coupon	3137H9D71	4,000,000.00	FHMS K-750 A2 3.0 09/25/2029		10,000.00	10,000.00
01/27/2026	Coupon	06368MJG0	2,140,000.00	BANK OF MONTREAL 5.004 01/27/2029		53,542.80	53,542.80
January 2026 Total					4,668,708.04	1,099,277.60	5,767,985.64
FEBRUARY 2026							
02/02/2026	Coupon	13063EGT7	5,000,000.00	CALIFORNIA STATE 4.5 08/01/2029		112,500.00	112,500.00
02/02/2026	Coupon	91282CLB5	8,000,000.00	UNITED STATES TREASURY 4.375 07/31/2026		175,000.00	175,000.00
02/02/2026	Coupon	91282CLC3	8,000,000.00	UNITED STATES TREASURY 4.0 07/31/2029		160,000.00	160,000.00
02/05/2026	Coupon	63743HFM9	2,925,000.00	NATIONAL RURAL UTILITIES COOPERATIVE FINANCE CORP 4.8 02/05/2027		70,200.00	70,200.00
02/10/2026	Coupon	69371RS56	1,375,000.00	PACCAR FINANCIAL CORP 5.05 08/10/2026		34,718.75	34,718.75

CASH FLOW REPORT



Lake County | Account #10838 | As of December 31, 2025

Payment Date	Transaction Type	CUSIP	Quantity	Security Description	Principal Amount	Income	Total Amount
02/13/2026	Coupon	63743HFH0	1,800,000.00	NATIONAL RURAL UTILITIES COOPERATIVE FINANCE CORP 4.45 03/13/2026		33,375.00	33,375.00
02/13/2026	Effective Maturity	63743HFH0	1,800,000.00	NATIONAL RURAL UTILITIES COOPERATIVE FINANCE CORP 4.45 03/13/2026	1,800,000.00		1,800,000.00
02/16/2026	Coupon	161571HV9	4,080,000.00	CHAIT 241 A 4.6 01/16/2029		15,640.00	15,640.00
02/16/2026	Coupon	362549AD9	1,090,000.00	GMCAR 2025-2 A3 4.28 04/16/2030		3,887.67	3,887.67
02/16/2026	Coupon	437921AD1	1,410,000.00	HAROT 252 A3 4.15 10/15/2029		4,876.25	4,876.25
02/16/2026	Coupon	43816DAC9	4,000,000.00	HAROT 2024-4 A3 4.33 05/15/2029		14,433.33	14,433.33
02/16/2026	Coupon	44935CAD3	2,715,000.00	HART 2025-A A3 4.32 10/15/2029		9,774.00	9,774.00
02/16/2026	Coupon	44935DAD1	1,425,000.00	HALST 2025-B A3 4.53 04/17/2028		5,379.38	5,379.38
02/16/2026	Coupon	47800AAC4	167,009.90	JDOT 2022-B A3 3.74 02/16/2027		335.07	335.07
02/16/2026	Principal Paydown	47800AAC4	167,009.90	JDOT 2022-B A3 3.74 02/16/2027	50,226.92		50,226.92
02/16/2026	Coupon	47800BAC2	529,470.87	JDOT 2022-C A3 5.09 06/15/2027		1,853.15	1,853.15
02/16/2026	Principal Paydown	47800BAC2	529,470.87	JDOT 2022-C A3 5.09 06/15/2027	84,449.57		84,449.57
02/16/2026	Coupon	47800DAD6	2,150,000.00	JDOT 2025 A3 4.23 09/17/2029		7,578.75	7,578.75
02/16/2026	Coupon	58768PAC8	446,148.20	MBART 2022-1 A3 5.21 08/16/2027		1,826.33	1,826.33
02/16/2026	Principal Paydown	58768PAC8	446,148.20	MBART 2022-1 A3 5.21 08/16/2027	71,411.62		71,411.62
02/16/2026	Coupon	58768YAD7	2,275,000.00	MBALT 2025-A A3 4.61 04/16/2029		8,739.79	8,739.79
02/16/2026	Coupon	58770AAC7	249,111.34	MBART 2023-1 A3 4.51 11/15/2027		913.44	913.44
02/16/2026	Principal Paydown	58770AAC7	249,111.34	MBART 2023-1 A3 4.51 11/15/2027	29,548.50		29,548.50
02/16/2026	Coupon	58773DAD6	2,455,000.00	MBART 2025-1 A3 4.78 12/17/2029		9,779.08	9,779.08
02/17/2026	Coupon	02582JKP4	3,710,000.00	AMXCA 2025-2 A 4.28 04/15/2030		13,232.33	13,232.33
02/17/2026	Coupon	3133EPSW6	2,720,000.00	FEDERAL FARM CREDIT BANKS FUNDING CORP 4.5 08/14/2026		61,200.00	61,200.00
02/17/2026	Coupon	9128283W8	8,000,000.00	UNITED STATES TREASURY 2.75 02/15/2028		110,000.00	110,000.00
02/17/2026	Coupon	9128284V9	5,000,000.00	UNITED STATES TREASURY 2.875 08/15/2028		71,875.00	71,875.00
02/20/2026	Coupon	36271VAD9	1,850,000.00	GMALT 2025-1 A3 4.66 02/21/2028		7,184.17	7,184.17
02/20/2026	Coupon	362962AD4	2,085,000.00	GMALT 2025-2 A3 4.58 05/22/2028		7,957.75	7,957.75
02/20/2026	Coupon	89239NAD7	2,920,000.00	TLOT 2025-A A3 4.75 02/22/2028		11,558.33	11,558.33
02/20/2026	Coupon	92348KDY6	3,360,000.00	VZMT 2025-3 A1A 4.51 03/20/2030		12,628.00	12,628.00
02/23/2026	Coupon	023135BC9	3,000,000.00	AMAZON.COM INC 3.15 08/22/2027		47,250.00	47,250.00
02/23/2026	Coupon	43815JAC7	137,551.70	HAROT 2023-1 A3 5.04 04/21/2027		538.39	538.39

CASH FLOW REPORT



Lake County | Account #10838 | As of December 31, 2025

Payment Date	Transaction Type	CUSIP	Quantity	Security Description	Principal Amount	Income	Total Amount
02/23/2026	Principal Paydown	43815JAC7	137,551.70	HAROT 2023-1 A3 5.04 04/21/2027	25,445.05		25,445.05
02/24/2026	Coupon	17275RBW1	5,000,000.00	CISCO SYSTEMS INC 4.55 02/24/2028		113,750.00	113,750.00
02/25/2026	Coupon	096912AD2	1,130,000.00	BMWLT 2025-1 A3 4.43 06/26/2028		4,171.58	4,171.58
02/25/2026	Coupon	096924AD7	2,910,000.00	BMWOT 2025-A A3 4.56 09/25/2029		11,058.00	11,058.00
02/25/2026	Coupon	3137BSP72	1,000,000.00	FHMS K-058 A2 2.653 08/25/2026		2,210.83	2,210.83
02/25/2026	Coupon	3137BTUM1	2,858,259.00	FHMS K-061 A2 3.347 11/25/2026		7,955.33	7,955.33
02/25/2026	Principal Paydown	3137BTUM1	2,858,259.00	FHMS K-061 A2 3.347 11/25/2026	6,047.21		6,047.21
02/25/2026	Coupon	3137FBBX3	2,293,000.00	FHMS K-068 A2 3.244 08/25/2027		6,198.74	6,198.74
02/25/2026	Coupon	3137FBU79	2,185,058.09	FHMS K-069 A2 3.187 09/25/2027		5,793.16	5,793.16
02/25/2026	Principal Paydown	3137FBU79	2,185,058.09	FHMS K-069 A2 3.187 09/25/2027	3,773.11		3,773.11
02/25/2026	Coupon	3137FETN0	2,020,000.00	FHMS K-073 A2 3.35 01/25/2028		5,639.17	5,639.17
02/25/2026	Coupon	3137FJKE8	4,750,000.00	FHMS K-082 A2 3.92 09/25/2028		15,516.67	15,516.67
02/25/2026	Coupon	3137FJXV6	3,000,000.00	FHMS K-083 A2 4.05 09/25/2028		10,125.00	10,125.00
02/25/2026	Coupon	3137FJZ93	2,000,000.00	FHMS K-084 A2 3.78 10/25/2028		6,300.00	6,300.00
02/25/2026	Coupon	3137FKZZ2	5,000,000.00	FHMS K-088 A2 3.69 01/25/2029		15,375.00	15,375.00
02/25/2026	Coupon	3137FLN91	5,000,000.00	FHMS K-091 A2 3.505 03/25/2029		14,604.17	14,604.17
02/25/2026	Coupon	3137FPJG1	5,000,000.00	FHMS K-099 A2 2.595 09/25/2029		10,812.50	10,812.50
02/25/2026	Coupon	3137H9D71	4,000,000.00	FHMS K-750 A2 3.0 09/25/2029		10,000.00	10,000.00
February 2026							
Total					2,070,901.98	1,253,744.12	3,324,646.10
MARCH 2026							
03/02/2026	Coupon	26442UAG9	3,000,000.00	DUKE ENERGY PROGRESS LLC 3.7 09/01/2028		55,500.00	55,500.00
03/02/2026	Coupon	91282CFH9	5,000,000.00	UNITED STATES TREASURY 3.125 08/31/2027		78,125.00	78,125.00
03/02/2026	Coupon	91282CKD2	7,500,000.00	UNITED STATES TREASURY 4.25 02/28/2029		159,375.00	159,375.00
03/09/2026	Coupon	3130AVBD3	4,000,000.00	FEDERAL HOME LOAN BANKS 4.5 03/09/2029		90,000.00	90,000.00
03/09/2026	Coupon	3130AWTR1	5,000,000.00	FEDERAL HOME LOAN BANKS 4.375 09/08/2028		109,375.00	109,375.00
03/10/2026	Coupon	3133ERSP7	4,000,000.00	FEDERAL FARM CREDIT BANKS FUNDING CORP 3.5 09/10/2029		70,000.00	70,000.00
03/16/2026	Coupon	00287YDY2	2,790,000.00	ABBVIE INC 4.65 03/15/2028		64,867.50	64,867.50
03/16/2026	Coupon	02582JKP4	3,710,000.00	AMXCA 2025-2 A 4.28 04/15/2030		13,232.33	13,232.33
03/16/2026	Coupon	161571HV9	4,080,000.00	CHAIT 241 A 4.6 01/16/2029		15,640.00	15,640.00

CASH FLOW REPORT



Lake County | Account #10838 | As of December 31, 2025

Payment Date	Transaction Type	CUSIP	Quantity	Security Description	Principal Amount	Income	Total Amount
03/16/2026	Coupon	362549AD9	1,090,000.00	GMCAR 2025-2 A3 4.28 04/16/2030		3,887.67	3,887.67
03/16/2026	Coupon	437921AD1	1,410,000.00	HAROT 252 A3 4.15 10/15/2029		4,876.25	4,876.25
03/16/2026	Coupon	43816DAC9	4,000,000.00	HAROT 2024-4 A3 4.33 05/15/2029		14,433.33	14,433.33
03/16/2026	Coupon	44935CAD3	2,715,000.00	HART 2025-A A3 4.32 10/15/2029		9,774.00	9,774.00
03/16/2026	Coupon	44935DAD1	1,425,000.00	HALST 2025-B A3 4.53 04/17/2028		5,379.38	5,379.38
03/16/2026	Coupon	47800AAC4	167,009.90	JDOT 2022-B A3 3.74 02/16/2027		178.53	178.53
03/16/2026	Principal Paydown	47800AAC4	167,009.90	JDOT 2022-B A3 3.74 02/16/2027	42,308.77		42,308.77
03/16/2026	Coupon	47800BAC2	529,470.87	JDOT 2022-C A3 5.09 06/15/2027		1,494.94	1,494.94
03/16/2026	Principal Paydown	47800BAC2	529,470.87	JDOT 2022-C A3 5.09 06/15/2027	73,439.27		73,439.27
03/16/2026	Coupon	47800DAD6	2,150,000.00	JDOT 2025 A3 4.23 09/17/2029		7,578.75	7,578.75
03/16/2026	Coupon	58768PAC8	446,148.20	MBART 2022-1 A3 5.21 08/16/2027		1,516.28	1,516.28
03/16/2026	Principal Paydown	58768PAC8	446,148.20	MBART 2022-1 A3 5.21 08/16/2027	69,612.15		69,612.15
03/16/2026	Coupon	58768YAD7	2,275,000.00	MBALT 2025-A A3 4.61 04/16/2029		8,739.79	8,739.79
03/16/2026	Coupon	58770AAC7	249,111.34	MBART 2023-1 A3 4.51 11/15/2027		802.39	802.39
03/16/2026	Principal Paydown	58770AAC7	249,111.34	MBART 2023-1 A3 4.51 11/15/2027	28,776.93		28,776.93
03/16/2026	Coupon	58773DAD6	2,455,000.00	MBART 2025-1 A3 4.78 12/17/2029		9,779.08	9,779.08
03/16/2026	Coupon	58933YBW4	4,000,000.00	MERCK & CO INC 3.85 03/15/2029		43,205.56	43,205.56
03/18/2026	Coupon	857477CL5	3,405,000.00	STATE STREET CORP 4.993 03/18/2027		85,005.83	85,005.83
03/20/2026	Coupon	36271VAD9	1,850,000.00	GMALT 2025-1 A3 4.66 02/21/2028		7,184.17	7,184.17
03/20/2026	Coupon	362962AD4	2,085,000.00	GMALT 2025-2 A3 4.58 05/22/2028		7,957.75	7,957.75
03/20/2026	Coupon	89239NAD7	2,920,000.00	TLOT 2025-A A3 4.75 02/22/2028		11,558.33	11,558.33
03/20/2026	Coupon	92348KDY6	3,360,000.00	VZMT 2025-3 A1A 4.51 03/20/2030		12,628.00	12,628.00
03/23/2026	Coupon	3133EPWK7	6,500,000.00	FEDERAL FARM CREDIT BANKS FUNDING CORP 4.5 09/22/2028		146,250.00	146,250.00
03/23/2026	Coupon	43815JAC7	137,551.70	HAROT 2023-1 A3 5.04 04/21/2027		431.52	431.52
03/23/2026	Principal Paydown	43815JAC7	137,551.70	HAROT 2023-1 A3 5.04 04/21/2027	24,703.13		24,703.13
03/25/2026	Coupon	096912AD2	1,130,000.00	BMWLT 2025-1 A3 4.43 06/26/2028		4,171.58	4,171.58
03/25/2026	Coupon	096924AD7	2,910,000.00	BMWOT 2025-A A3 4.56 09/25/2029		11,058.00	11,058.00
03/25/2026	Coupon	3137BSP72	1,000,000.00	FHMS K-058 A2 2.653 08/25/2026		2,210.83	2,210.83
03/25/2026	Coupon	3137BTUM1	2,858,259.00	FHMS K-061 A2 3.347 11/25/2026		7,938.46	7,938.46
03/25/2026	Principal Paydown	3137BTUM1	2,858,259.00	FHMS K-061 A2 3.347 11/25/2026	7,079.72		7,079.72
03/25/2026	Coupon	3137FBBX3	2,293,000.00	FHMS K-068 A2 3.244 08/25/2027		6,198.74	6,198.74

CASH FLOW REPORT



Lake County | Account #10838 | As of December 31, 2025

Payment Date	Transaction Type	CUSIP	Quantity	Security Description	Principal Amount	Income	Total Amount
03/25/2026	Coupon	3137FBU79	2,185,058.09	FHMS K-069 A2 3.187 09/25/2027		5,783.14	5,783.14
03/25/2026	Principal Paydown	3137FBU79	2,185,058.09	FHMS K-069 A2 3.187 09/25/2027	4,501.87		4,501.87
03/25/2026	Coupon	3137FETN0	2,020,000.00	FHMS K-073 A2 3.35 01/25/2028		5,639.17	5,639.17
03/25/2026	Coupon	3137FJKE8	4,750,000.00	FHMS K-082 A2 3.92 09/25/2028		15,516.67	15,516.67
03/25/2026	Coupon	3137FJXV6	3,000,000.00	FHMS K-083 A2 4.05 09/25/2028		10,125.00	10,125.00
03/25/2026	Coupon	3137FJZ93	2,000,000.00	FHMS K-084 A2 3.78 10/25/2028		6,300.00	6,300.00
03/25/2026	Coupon	3137FKZZ2	5,000,000.00	FHMS K-088 A2 3.69 01/25/2029		15,375.00	15,375.00
03/25/2026	Coupon	3137FLN91	5,000,000.00	FHMS K-091 A2 3.505 03/25/2029		14,604.17	14,604.17
03/25/2026	Coupon	3137FPJG1	5,000,000.00	FHMS K-099 A2 2.595 09/25/2029		10,812.50	10,812.50
03/25/2026	Coupon	3137H9D71	4,000,000.00	FHMS K-750 A2 3.0 09/25/2029		10,000.00	10,000.00
03/27/2026	Coupon	57629TBW6	2,000,000.00	MASSMUTUAL GLOBAL FUNDING II 4.45 03/27/2028		44,500.00	44,500.00
03/31/2026	Coupon	9128286L9	7,500,000.00	UNITED STATES TREASURY 2.25 03/31/2026		84,375.00	84,375.00
03/31/2026	Final Maturity	9128286L9	7,500,000.00	UNITED STATES TREASURY 2.25 03/31/2026	7,500,000.00		7,500,000.00
03/31/2026	Coupon	91282CEF4	5,000,000.00	UNITED STATES TREASURY 2.5 03/31/2027		62,500.00	62,500.00
03/31/2026	Coupon	91282CFM8	8,000,000.00	UNITED STATES TREASURY 4.125 09/30/2027		165,000.00	165,000.00
03/31/2026	Coupon	91282CLP4	8,000,000.00	UNITED STATES TREASURY 3.5 09/30/2026		140,000.00	140,000.00
March 2026 Total					7,750,421.85	1,660,884.64	9,411,306.50
APRIL 2026							
04/06/2026	Coupon	3133EPH81	5,000,000.00	FEDERAL FARM CREDIT BANKS FUNDING CORP 4.5 10/04/2027		112,500.00	112,500.00
04/08/2026	Coupon	89236TMS1	1,309,000.00	TOYOTA MOTOR CREDIT CORP 4.35 10/08/2027		28,470.75	28,470.75
04/10/2026	Coupon	3133ERAK7	5,000,000.00	FEDERAL FARM CREDIT BANKS FUNDING CORP 4.375 04/10/2029		109,375.00	109,375.00
04/10/2026	Coupon	57629W6F2	1,150,000.00	MASSMUTUAL GLOBAL FUNDING II 4.5 04/10/2026		25,875.00	25,875.00
04/10/2026	Final Maturity	57629W6F2	1,150,000.00	MASSMUTUAL GLOBAL FUNDING II 4.5 04/10/2026	1,150,000.00		1,150,000.00
04/15/2026	Coupon	02582JKP4	3,710,000.00	AMXCA 2025-2 A 4.28 04/15/2030		13,232.33	13,232.33
04/15/2026	Coupon	161571HV9	4,080,000.00	CHAIT 241 A 4.6 01/16/2029		15,640.00	15,640.00
04/15/2026	Coupon	341081GR2	3,825,000.00	FLORIDA POWER & LIGHT CO 4.45 05/15/2026		70,921.88	70,921.88
04/15/2026	Effective Maturity	341081GR2	3,825,000.00	FLORIDA POWER & LIGHT CO 4.45 05/15/2026	3,825,000.00		3,825,000.00
04/15/2026	Coupon	437921AD1	1,410,000.00	HAROT 252 A3 4.15 10/15/2029		4,876.25	4,876.25

CASH FLOW REPORT



Lake County | Account #10838 | As of December 31, 2025

Payment Date	Transaction Type	CUSIP	Quantity	Security Description	Principal Amount	Income	Total Amount
04/15/2026	Coupon	43816DAC9	4,000,000.00	HAROT 2024-4 A3 4.33 05/15/2029		14,433.33	14,433.33
04/15/2026	Coupon	44935CAD3	2,715,000.00	HART 2025-A A3 4.32 10/15/2029		9,774.00	9,774.00
04/15/2026	Coupon	44935DAD1	1,425,000.00	HALST 2025-B A3 4.53 04/17/2028		5,379.38	5,379.38
04/15/2026	Coupon	47800AAC4	167,009.90	JDOT 2022-B A3 3.74 02/16/2027		46.67	46.67
04/15/2026	Effective Maturity	47800AAC4	167,009.90	JDOT 2022-B A3 3.74 02/16/2027	14,974.59		14,974.59
04/15/2026	Coupon	47800BAC2	529,470.87	JDOT 2022-C A3 5.09 06/15/2027		1,183.43	1,183.43
04/15/2026	Principal Paydown	47800BAC2	529,470.87	JDOT 2022-C A3 5.09 06/15/2027	92,470.87		92,470.87
04/15/2026	Coupon	47800DAD6	2,150,000.00	JDOT 2025 A3 4.23 09/17/2029		7,578.75	7,578.75
04/15/2026	Coupon	58768PAC8	446,148.20	MBART 2022-1 A3 5.21 08/16/2027		1,214.05	1,214.05
04/15/2026	Principal Paydown	58768PAC8	446,148.20	MBART 2022-1 A3 5.21 08/16/2027	71,235.38		71,235.38
04/15/2026	Coupon	58768YAD7	2,275,000.00	MBALT 2025-A A3 4.61 04/16/2029		8,739.79	8,739.79
04/15/2026	Coupon	58770AAC7	249,111.34	MBART 2023-1 A3 4.51 11/15/2027		694.24	694.24
04/15/2026	Principal Paydown	58770AAC7	249,111.34	MBART 2023-1 A3 4.51 11/15/2027	29,586.09		29,586.09
04/15/2026	Coupon	58773DAD6	2,455,000.00	MBART 2025-1 A3 4.78 12/17/2029		9,779.08	9,779.08
04/15/2026	Coupon	91282CGV7	5,000,000.00	UNITED STATES TREASURY 3.75 04/15/2026		93,750.00	93,750.00
04/15/2026	Final Maturity	91282CGV7	5,000,000.00	UNITED STATES TREASURY 3.75 04/15/2026	5,000,000.00		5,000,000.00
04/15/2026	Coupon	91324PDE9	4,000,000.00	UNITEDHEALTH GROUP INC 2.95 10/15/2027		59,000.00	59,000.00
04/16/2026	Coupon	362549AD9	1,090,000.00	GMCAR 2025-2 A3 4.28 04/16/2030		3,887.67	3,887.67
04/20/2026	Coupon	36271VAD9	1,850,000.00	GMALT 2025-1 A3 4.66 02/21/2028		7,184.17	7,184.17
04/20/2026	Coupon	362962AD4	2,085,000.00	GMALT 2025-2 A3 4.58 05/22/2028		7,957.75	7,957.75
04/20/2026	Coupon	89239NAD7	2,920,000.00	TLOT 2025-A A3 4.75 02/22/2028		11,558.33	11,558.33
04/20/2026	Coupon	92348KDY6	3,360,000.00	VZMT 2025-3 A1A 4.51 03/20/2030		12,628.00	12,628.00
04/21/2026	Coupon	43815JAC7	137,551.70	HAROT 2023-1 A3 5.04 04/21/2027		327.77	327.77
04/21/2026	Principal Paydown	43815JAC7	137,551.70	HAROT 2023-1 A3 5.04 04/21/2027	24,934.89		24,934.89
04/27/2026	Coupon	096912AD2	1,130,000.00	BMWLT 2025-1 A3 4.43 06/26/2028		4,171.58	4,171.58
04/27/2026	Coupon	096924AD7	2,910,000.00	BMWOT 2025-A A3 4.56 09/25/2029		11,058.00	11,058.00
04/27/2026	Coupon	3137BSP72	1,000,000.00	FHMS K-058 A2 2.653 08/25/2026		2,210.83	2,210.83
04/27/2026	Coupon	3137BTUM1	2,858,259.00	FHMS K-061 A2 3.347 11/25/2026		7,918.72	7,918.72
04/27/2026	Principal Paydown	3137BTUM1	2,858,259.00	FHMS K-061 A2 3.347 11/25/2026	6,076.90		6,076.90
04/27/2026	Coupon	3137FBBX3	2,293,000.00	FHMS K-068 A2 3.244 08/25/2027		6,198.74	6,198.74
04/27/2026	Coupon	3137FBU79	2,185,058.09	FHMS K-069 A2 3.187 09/25/2027		5,771.19	5,771.19
04/27/2026	Principal Paydown	3137FBU79	2,185,058.09	FHMS K-069 A2 3.187 09/25/2027	3,800.31		3,800.31

CASH FLOW REPORT



Lake County | Account #10838 | As of December 31, 2025

Payment Date	Transaction Type	CUSIP	Quantity	Security Description	Principal Amount	Income	Total Amount
04/27/2026	Coupon	3137FETN0	2,020,000.00	FHMS K-073 A2 3.35 01/25/2028		5,639.17	5,639.17
04/27/2026	Coupon	3137FJKE8	4,750,000.00	FHMS K-082 A2 3.92 09/25/2028		15,516.67	15,516.67
04/27/2026	Coupon	3137FJXV6	3,000,000.00	FHMS K-083 A2 4.05 09/25/2028		10,125.00	10,125.00
04/27/2026	Coupon	3137FJZ93	2,000,000.00	FHMS K-084 A2 3.78 10/25/2028		6,300.00	6,300.00
04/27/2026	Coupon	3137FKZZ2	5,000,000.00	FHMS K-088 A2 3.69 01/25/2029		15,375.00	15,375.00
04/27/2026	Coupon	3137FLN91	5,000,000.00	FHMS K-091 A2 3.505 03/25/2029		14,604.17	14,604.17
04/27/2026	Coupon	3137FPJG1	5,000,000.00	FHMS K-099 A2 2.595 09/25/2029		10,812.50	10,812.50
04/27/2026	Coupon	3137H9D71	4,000,000.00	FHMS K-750 A2 3.0 09/25/2029		10,000.00	10,000.00
04/27/2026	Coupon	64953BBW7	3,150,000.00	NEW YORK LIFE GLOBAL FUNDING 4.4 04/25/2028		69,300.00	69,300.00
04/30/2026	Coupon	91282CDF5	7,500,000.00	UNITED STATES TREASURY 1.375 10/31/2028		51,562.50	51,562.50
04/30/2026	Coupon	91282CLS8	8,000,000.00	UNITED STATES TREASURY 4.125 10/31/2026		165,000.00	165,000.00
April 2026 Total					10,218,079.03	1,047,571.68	11,265,650.71
MAY 2026							
05/01/2026	Coupon	74456QBU9	4,900,000.00	PUBLIC SERVICE ELECTRIC AND GAS CO 3.7 05/01/2028		90,650.00	90,650.00
05/04/2026	Coupon	00440EAV9	2,000,000.00	CHUBB INA HOLDINGS LLC 3.35 05/03/2026		33,500.00	33,500.00
05/04/2026	Final Maturity	00440EAV9	2,000,000.00	CHUBB INA HOLDINGS LLC 3.35 05/03/2026	2,000,000.00		2,000,000.00
05/07/2026	Coupon	69371RU20	3,000,000.00	PACCAR FINANCIAL CORP 4.0 11/07/2028		60,000.00	60,000.00
05/13/2026	Coupon	3133EPC45	5,000,000.00	FEDERAL FARM CREDIT BANKS FUNDING CORP 4.625 11/13/2028		115,625.00	115,625.00
05/14/2026	Coupon	14913UAL4	3,000,000.00	CATERPILLAR FINANCIAL SERVICES CORP 5.0 05/14/2027		75,000.00	75,000.00
05/15/2026	Coupon	02582JKP4	3,710,000.00	AMXCA 2025-2 A 4.28 04/15/2030		13,232.33	13,232.33
05/15/2026	Coupon	161571HV9	4,080,000.00	CHAIT 241 A 4.6 01/16/2029		15,640.00	15,640.00
05/15/2026	Coupon	3133EPC60	5,000,000.00	FEDERAL FARM CREDIT BANKS FUNDING CORP 4.625 11/15/2027		115,625.00	115,625.00
05/15/2026	Coupon	437921AD1	1,410,000.00	HAROT 252 A3 4.15 10/15/2029		4,876.25	4,876.25
05/15/2026	Coupon	43816DAC9	4,000,000.00	HAROT 2024-4 A3 4.33 05/15/2029		14,433.33	14,433.33
05/15/2026	Principal Paydown	43816DAC9	4,000,000.00	HAROT 2024-4 A3 4.33 05/15/2029	213,755.29		213,755.29
05/15/2026	Coupon	44935CAD3	2,715,000.00	HART 2025-A A3 4.32 10/15/2029		9,774.00	9,774.00
05/15/2026	Coupon	44935DAD1	1,425,000.00	HALST 2025-B A3 4.53 04/17/2028		5,379.38	5,379.38
05/15/2026	Coupon	47800BAC2	529,470.87	JDOT 2022-C A3 5.09 06/15/2027		791.20	791.20

CASH FLOW REPORT



Lake County | Account #10838 | As of December 31, 2025

Payment Date	Transaction Type	CUSIP	Quantity	Security Description	Principal Amount	Income	Total Amount
05/15/2026	Principal Paydown	47800BAC2	529,470.87	JDOT 2022-C A3 5.09 06/15/2027	78,956.97		78,956.97
05/15/2026	Coupon	47800DAD6	2,150,000.00	JDOT 2025 A3 4.23 09/17/2029		7,578.75	7,578.75
05/15/2026	Coupon	58768PAC8	446,148.20	MBART 2022-1 A3 5.21 08/16/2027		904.77	904.77
05/15/2026	Principal Paydown	58768PAC8	446,148.20	MBART 2022-1 A3 5.21 08/16/2027	68,915.45		68,915.45
05/15/2026	Coupon	58768YAD7	2,275,000.00	MBALT 2025-A A3 4.61 04/16/2029		8,739.79	8,739.79
05/15/2026	Coupon	58770AAC7	249,111.34	MBART 2023-1 A3 4.51 11/15/2027		583.04	583.04
05/15/2026	Principal Paydown	58770AAC7	249,111.34	MBART 2023-1 A3 4.51 11/15/2027	28,584.10		28,584.10
05/15/2026	Coupon	58773DAD6	2,455,000.00	MBART 2025-1 A3 4.78 12/17/2029		9,779.08	9,779.08
05/15/2026	Coupon	90331HPS6	3,930,000.00	US BANK NA 4.73 05/15/2028		92,944.50	92,944.50
05/15/2026	Coupon	9128283F5	5,750,000.00	UNITED STATES TREASURY 2.25 11/15/2027		64,687.50	64,687.50
05/15/2026	Coupon	9128285M8	3,000,000.00	UNITED STATES TREASURY 3.125 11/15/2028		46,875.00	46,875.00
05/18/2026	Coupon	3130AXU63	2,500,000.00	FEDERAL HOME LOAN BANKS 4.625 11/17/2026		57,812.50	57,812.50
05/18/2026	Coupon	362549AD9	1,090,000.00	GMCAR 2025-2 A3 4.28 04/16/2030		3,887.67	3,887.67
05/20/2026	Coupon	36271VAD9	1,850,000.00	GMALT 2025-1 A3 4.66 02/21/2028		7,184.17	7,184.17
05/20/2026	Coupon	362962AD4	2,085,000.00	GMALT 2025-2 A3 4.58 05/22/2028		7,957.75	7,957.75
05/20/2026	Coupon	89239NAD7	2,920,000.00	TLOT 2025-A A3 4.75 02/22/2028		11,558.33	11,558.33
05/20/2026	Coupon	92348KDY6	3,360,000.00	VZMT 2025-3 A1A 4.51 03/20/2030		12,628.00	12,628.00
05/21/2026	Coupon	43815JAC7	137,551.70	HAROT 2023-1 A3 5.04 04/21/2027		223.04	223.04
05/21/2026	Principal Paydown	43815JAC7	137,551.70	HAROT 2023-1 A3 5.04 04/21/2027	24,040.01		24,040.01
05/25/2026	Coupon	096912AD2	1,130,000.00	BMWLT 2025-1 A3 4.43 06/26/2028		4,171.58	4,171.58
05/25/2026	Coupon	096924AD7	2,910,000.00	BMWOT 2025-A A3 4.56 09/25/2029		11,058.00	11,058.00
05/25/2026	Coupon	3137BSP72	1,000,000.00	FHMS K-058 A2 2.653 08/25/2026		2,210.83	2,210.83
05/25/2026	Coupon	3137BTUM1	2,858,259.00	FHMS K-061 A2 3.347 11/25/2026		7,901.77	7,901.77
05/25/2026	Principal Paydown	3137BTUM1	2,858,259.00	FHMS K-061 A2 3.347 11/25/2026	6,427.54		6,427.54
05/25/2026	Coupon	3137FBBX3	2,293,000.00	FHMS K-068 A2 3.244 08/25/2027		6,198.74	6,198.74
05/25/2026	Coupon	3137FBU79	2,185,058.09	FHMS K-069 A2 3.187 09/25/2027		5,761.09	5,761.09
05/25/2026	Principal Paydown	3137FBU79	2,185,058.09	FHMS K-069 A2 3.187 09/25/2027	4,050.57		4,050.57
05/25/2026	Coupon	3137FETN0	2,020,000.00	FHMS K-073 A2 3.35 01/25/2028		5,639.17	5,639.17
05/25/2026	Coupon	3137FJKE8	4,750,000.00	FHMS K-082 A2 3.92 09/25/2028		15,516.67	15,516.67
05/25/2026	Coupon	3137FJXV6	3,000,000.00	FHMS K-083 A2 4.05 09/25/2028		10,125.00	10,125.00
05/25/2026	Coupon	3137FJZ93	2,000,000.00	FHMS K-084 A2 3.78 10/25/2028		6,300.00	6,300.00

CASH FLOW REPORT



Lake County | Account #10838 | As of December 31, 2025

Payment Date	Transaction Type	CUSIP	Quantity	Security Description	Principal Amount	Income	Total Amount
05/25/2026	Coupon	3137FKZZ2	5,000,000.00	FHMS K-088 A2 3.69 01/25/2029		15,375.00	15,375.00
05/25/2026	Coupon	3137FLN91	5,000,000.00	FHMS K-091 A2 3.505 03/25/2029		14,604.17	14,604.17
05/25/2026	Coupon	3137FPJG1	5,000,000.00	FHMS K-099 A2 2.595 09/25/2029		10,812.50	10,812.50
05/25/2026	Coupon	3137H9D71	4,000,000.00	FHMS K-750 A2 3.0 09/25/2029		10,000.00	10,000.00
May 2026 Total					2,424,729.93	1,013,544.91	3,438,274.83
JUNE 2026							
06/01/2026	Coupon	91282CES6	5,000,000.00	UNITED STATES TREASURY 2.75 05/31/2029		68,750.00	68,750.00
06/08/2026	Coupon	3133ERGL9	5,000,000.00	FEDERAL FARM CREDIT BANKS FUNDING CORP 4.5 06/07/2028		112,500.00	112,500.00
06/10/2026	Coupon	313381FD2	1,250,000.00	FEDERAL HOME LOAN BANKS 2.5 12/10/2027		15,625.00	15,625.00
06/12/2026	Coupon	3130AWLZ1	6,000,000.00	FEDERAL HOME LOAN BANKS 4.75 06/12/2026		142,500.00	142,500.00
06/12/2026	Final Maturity	3130AWLZ1	6,000,000.00	FEDERAL HOME LOAN BANKS 4.75 06/12/2026	6,000,000.00		6,000,000.00
06/15/2026	Coupon	02582JKP4	3,710,000.00	AMXCA 2025-2 A 4.28 04/15/2030		13,232.33	13,232.33
06/15/2026	Coupon	161571HV9	4,080,000.00	CHAIT 241 A 4.6 01/16/2029		15,640.00	15,640.00
06/15/2026	Coupon	437921AD1	1,410,000.00	HAROT 252 A3 4.15 10/15/2029		4,876.25	4,876.25
06/15/2026	Coupon	43816DAC9	4,000,000.00	HAROT 2024-4 A3 4.33 05/15/2029		13,662.03	13,662.03
06/15/2026	Principal Paydown	43816DAC9	4,000,000.00	HAROT 2024-4 A3 4.33 05/15/2029	224,190.00		224,190.00
06/15/2026	Coupon	44935CAD3	2,715,000.00	HART 2025-A A3 4.32 10/15/2029		9,774.00	9,774.00
06/15/2026	Coupon	44935DAD1	1,425,000.00	HALST 2025-B A3 4.53 04/17/2028		5,379.38	5,379.38
06/15/2026	Coupon	47800BAC2	529,470.87	JDOT 2022-C A3 5.09 06/15/2027		456.29	456.29
06/15/2026	Principal Paydown	47800BAC2	529,470.87	JDOT 2022-C A3 5.09 06/15/2027	64,063.66		64,063.66
06/15/2026	Coupon	47800DAD6	2,150,000.00	JDOT 2025 A3 4.23 09/17/2029		7,578.75	7,578.75
06/15/2026	Coupon	58768PAC8	446,148.20	MBART 2022-1 A3 5.21 08/16/2027		605.56	605.56
06/15/2026	Principal Paydown	58768PAC8	446,148.20	MBART 2022-1 A3 5.21 08/16/2027	67,724.50		67,724.50
06/15/2026	Coupon	58768YAD7	2,275,000.00	MBALT 2025-A A3 4.61 04/16/2029		8,739.79	8,739.79
06/15/2026	Coupon	58770AAC7	249,111.34	MBART 2023-1 A3 4.51 11/15/2027		475.61	475.61
06/15/2026	Principal Paydown	58770AAC7	249,111.34	MBART 2023-1 A3 4.51 11/15/2027	28,102.67		28,102.67
06/15/2026	Coupon	58773DAD6	2,455,000.00	MBART 2025-1 A3 4.78 12/17/2029		9,779.08	9,779.08
06/15/2026	Coupon	91282CPP0	8,000,000.00	UNITED STATES TREASURY 3.5 12/15/2028		140,000.00	140,000.00
06/16/2026	Coupon	362549AD9	1,090,000.00	GMCAR 2025-2 A3 4.28 04/16/2030		3,887.67	3,887.67
06/22/2026	Coupon	36271VAD9	1,850,000.00	GMALT 2025-1 A3 4.66 02/21/2028		7,184.17	7,184.17
06/22/2026	Coupon	362962AD4	2,085,000.00	GMALT 2025-2 A3 4.58 05/22/2028		7,957.75	7,957.75

CASH FLOW REPORT



Lake County | Account #10838 | As of December 31, 2025

Payment Date	Transaction Type	CUSIP	Quantity	Security Description	Principal Amount	Income	Total Amount
06/22/2026	Coupon	43815JAC7	137,551.70	HAROT 2023-1 A3 5.04 04/21/2027		122.07	122.07
06/22/2026	Principal Paydown	43815JAC7	137,551.70	HAROT 2023-1 A3 5.04 04/21/2027	23,468.10		23,468.10
06/22/2026	Coupon	89239NAD7	2,920,000.00	TLOT 2025-A A3 4.75 02/22/2028		11,558.33	11,558.33
06/22/2026	Coupon	92348KDY6	3,360,000.00	VZMT 2025-3 A1A 4.51 03/20/2030		12,628.00	12,628.00
06/25/2026	Coupon	096912AD2	1,130,000.00	BMWLT 2025-1 A3 4.43 06/26/2028		4,171.58	4,171.58
06/25/2026	Coupon	096924AD7	2,910,000.00	BMWOT 2025-A A3 4.56 09/25/2029		11,058.00	11,058.00
06/25/2026	Coupon	3137BSP72	1,000,000.00	FHMS K-058 A2 2.653 08/25/2026		2,210.83	2,210.83
06/25/2026	Coupon	3137BTUM1	2,858,259.00	FHMS K-061 A2 3.347 11/25/2026		7,883.84	7,883.84
06/25/2026	Principal Paydown	3137BTUM1	2,858,259.00	FHMS K-061 A2 3.347 11/25/2026	6,104.30		6,104.30
06/25/2026	Coupon	3137FBBX3	2,293,000.00	FHMS K-068 A2 3.244 08/25/2027		6,198.74	6,198.74
06/25/2026	Coupon	3137FBU79	2,185,058.09	FHMS K-069 A2 3.187 09/25/2027		5,750.33	5,750.33
06/25/2026	Principal Paydown	3137FBU79	2,185,058.09	FHMS K-069 A2 3.187 09/25/2027	3,826.04		3,826.04
06/25/2026	Coupon	3137FETN0	2,020,000.00	FHMS K-073 A2 3.35 01/25/2028		5,639.17	5,639.17
06/25/2026	Coupon	3137FJKE8	4,750,000.00	FHMS K-082 A2 3.92 09/25/2028		15,516.67	15,516.67
06/25/2026	Coupon	3137FJXV6	3,000,000.00	FHMS K-083 A2 4.05 09/25/2028		10,125.00	10,125.00
06/25/2026	Coupon	3137FJZ93	2,000,000.00	FHMS K-084 A2 3.78 10/25/2028		6,300.00	6,300.00
06/25/2026	Coupon	3137FKZZ2	5,000,000.00	FHMS K-088 A2 3.69 01/25/2029		15,375.00	15,375.00
06/25/2026	Coupon	3137FLN91	5,000,000.00	FHMS K-091 A2 3.505 03/25/2029		14,604.17	14,604.17
06/25/2026	Coupon	3137FPJG1	5,000,000.00	FHMS K-099 A2 2.595 09/25/2029		10,812.50	10,812.50
06/25/2026	Coupon	3137H9D71	4,000,000.00	FHMS K-750 A2 3.0 09/25/2029		10,000.00	10,000.00
06/30/2026	Coupon	91282CEW7	5,000,000.00	UNITED STATES TREASURY 3.25 06/30/2027		81,250.00	81,250.00
06/30/2026	Coupon	91282CGC9	8,000,000.00	UNITED STATES TREASURY 3.875 12/31/2027		155,000.00	155,000.00
June 2026 Total					6,417,479.27	974,807.91	7,392,287.18
JULY 2026							
07/07/2026	Coupon	24422EXZ7	2,145,000.00	JOHN DEERE CAPITAL CORP 4.65 01/07/2028		49,871.25	49,871.25
07/08/2026	Coupon	89236TFT7	3,000,000.00	TOYOTA MOTOR CREDIT CORP 3.65 01/08/2029		54,750.00	54,750.00
07/13/2026	Coupon	459058KT9	5,000,000.00	INTERNATIONAL BANK FOR RECONSTRUCTION AND DEVELOPM 3.5 07/12/2028		87,500.00	87,500.00
07/14/2026	Coupon	58989V2K9	4,000,000.00	MET TOWER GLOBAL FUNDING 4.8 01/14/2028		96,000.00	96,000.00
07/15/2026	Coupon	02582JKP4	3,710,000.00	AMXCA 2025-2 A 4.28 04/15/2030		13,232.33	13,232.33
07/15/2026	Coupon	161571HV9	4,080,000.00	CHAIT 241 A 4.6 01/16/2029		15,640.00	15,640.00
07/15/2026	Coupon	437921AD1	1,410,000.00	HAROT 252 A3 4.15 10/15/2029		4,876.25	4,876.25

CASH FLOW REPORT



Lake County | Account #10838 | As of December 31, 2025

Payment Date	Transaction Type	CUSIP	Quantity	Security Description	Principal Amount	Income	Total Amount
07/15/2026	Coupon	43816DAC9	4,000,000.00	HAROT 2024-4 A3 4.33 05/15/2029		12,853.08	12,853.08
07/15/2026	Principal Paydown	43816DAC9	4,000,000.00	HAROT 2024-4 A3 4.33 05/15/2029	219,404.85		219,404.85
07/15/2026	Coupon	44935CAD3	2,715,000.00	HART 2025-A A3 4.32 10/15/2029		9,774.00	9,774.00
07/15/2026	Coupon	44935DAD1	1,425,000.00	HALST 2025-B A3 4.53 04/17/2028		5,379.38	5,379.38
07/15/2026	Coupon	47800BAC2	529,470.87	JDOT 2022-C A3 5.09 06/15/2027		184.56	184.56
07/15/2026	Effective Maturity	47800BAC2	529,470.87	JDOT 2022-C A3 5.09 06/15/2027	43,510.66		43,510.66
07/15/2026	Coupon	47800DAD6	2,150,000.00	JDOT 2025 A3 4.23 09/17/2029		7,578.75	7,578.75
07/15/2026	Coupon	58768PAC8	446,148.20	MBART 2022-1 A3 5.21 08/16/2027		311.52	311.52
07/15/2026	Principal Paydown	58768PAC8	446,148.20	MBART 2022-1 A3 5.21 08/16/2027	52,435.24		52,435.24
07/15/2026	Coupon	58768YAD7	2,275,000.00	MBALT 2025-A A3 4.61 04/16/2029		8,739.79	8,739.79
07/15/2026	Coupon	58770AAC7	249,111.34	MBART 2023-1 A3 4.51 11/15/2027		369.99	369.99
07/15/2026	Principal Paydown	58770AAC7	249,111.34	MBART 2023-1 A3 4.51 11/15/2027	27,570.47		27,570.47
07/15/2026	Coupon	58773DAD6	2,455,000.00	MBART 2025-1 A3 4.78 12/17/2029		9,779.08	9,779.08
07/16/2026	Coupon	362549AD9	1,090,000.00	GMCAR 2025-2 A3 4.28 04/16/2030		3,887.67	3,887.67
07/17/2026	Coupon	713448FX1	5,000,000.00	PEPSICO INC 4.5 07/17/2029		112,500.00	112,500.00
07/20/2026	Coupon	3133EPW84	4,750,000.00	FEDERAL FARM CREDIT BANKS FUNDING CORP 3.875 01/18/2029		92,031.25	92,031.25
07/20/2026	Coupon	36271VAD9	1,850,000.00	GMALT 2025-1 A3 4.66 02/21/2028		7,184.17	7,184.17
07/20/2026	Principal Paydown	36271VAD9	1,850,000.00	GMALT 2025-1 A3 4.66 02/21/2028	61,984.98		61,984.98
07/20/2026	Coupon	362962AD4	2,085,000.00	GMALT 2025-2 A3 4.58 05/22/2028		7,957.75	7,957.75
07/20/2026	Coupon	78016HZT0	3,490,000.00	ROYAL BANK OF CANADA 4.875 01/19/2027		85,068.75	85,068.75
07/20/2026	Coupon	89239NAD7	2,920,000.00	TLOT 2025-A A3 4.75 02/22/2028		11,558.33	11,558.33
07/20/2026	Coupon	92348KDY6	3,360,000.00	VZMT 2025-3 A1A 4.51 03/20/2030		12,628.00	12,628.00
07/21/2026	Coupon	43815JAC7	137,551.70	HAROT 2023-1 A3 5.04 04/21/2027		23.51	23.51
07/21/2026	Effective Maturity	43815JAC7	137,551.70	HAROT 2023-1 A3 5.04 04/21/2027	5,596.87		5,596.87
07/27/2026	Coupon	06368MJG0	2,140,000.00	BANK OF MONTREAL 5.004 01/27/2029		53,542.80	53,542.80
07/27/2026	Coupon	09290DAH4	4,000,000.00	BLACKROCK INC 4.6 07/26/2027		92,000.00	92,000.00
07/27/2026	Coupon	096912AD2	1,130,000.00	BMWLT 2025-1 A3 4.43 06/26/2028		4,171.58	4,171.58
07/27/2026	Coupon	096924AD7	2,910,000.00	BMWOT 2025-A A3 4.56 09/25/2029		11,058.00	11,058.00
07/27/2026	Coupon	3137BSP72	1,000,000.00	FHMS K-058 A2 2.653 08/25/2026		2,210.83	2,210.83
07/27/2026	Principal Paydown	3137BSP72	1,000,000.00	FHMS K-058 A2 2.653 08/25/2026	488,663.38		488,663.38
07/27/2026	Coupon	3137BTUM1	2,858,259.00	FHMS K-061 A2 3.347 11/25/2026		7,866.81	7,866.81

CASH FLOW REPORT



Lake County | Account #10838 | As of December 31, 2025

Payment Date	Transaction Type	CUSIP	Quantity	Security Description	Principal Amount	Income	Total Amount
07/27/2026	Principal Paydown	3137BTUM1	2,858,259.00	FHMS K-061 A2 3.347 11/25/2026	6,452.73		6,452.73
07/27/2026	Coupon	3137FBBX3	2,293,000.00	FHMS K-068 A2 3.244 08/25/2027		6,198.74	6,198.74
07/27/2026	Coupon	3137FBU79	2,185,058.09	FHMS K-069 A2 3.187 09/25/2027		5,740.17	5,740.17
07/27/2026	Principal Paydown	3137FBU79	2,185,058.09	FHMS K-069 A2 3.187 09/25/2027	4,075.45		4,075.45
07/27/2026	Coupon	3137FETN0	2,020,000.00	FHMS K-073 A2 3.35 01/25/2028		5,639.17	5,639.17
07/27/2026	Coupon	3137FJKE8	4,750,000.00	FHMS K-082 A2 3.92 09/25/2028		15,516.67	15,516.67
07/27/2026	Coupon	3137FJXV6	3,000,000.00	FHMS K-083 A2 4.05 09/25/2028		10,125.00	10,125.00
07/27/2026	Coupon	3137FJZ93	2,000,000.00	FHMS K-084 A2 3.78 10/25/2028		6,300.00	6,300.00
07/27/2026	Coupon	3137FKZZ2	5,000,000.00	FHMS K-088 A2 3.69 01/25/2029		15,375.00	15,375.00
07/27/2026	Coupon	3137FLN91	5,000,000.00	FHMS K-091 A2 3.505 03/25/2029		14,604.17	14,604.17
07/27/2026	Coupon	3137FPJG1	5,000,000.00	FHMS K-099 A2 2.595 09/25/2029		10,812.50	10,812.50
07/27/2026	Coupon	3137H9D71	4,000,000.00	FHMS K-750 A2 3.0 09/25/2029		10,000.00	10,000.00
07/31/2026	Coupon	91282CLB5	8,000,000.00	UNITED STATES TREASURY 4.375 07/31/2026		175,000.00	175,000.00
07/31/2026	Final Maturity	91282CLB5	8,000,000.00	UNITED STATES TREASURY 4.375 07/31/2026	8,000,000.00		8,000,000.00
07/31/2026	Coupon	91282CLC3	8,000,000.00	UNITED STATES TREASURY 4.0 07/31/2029		160,000.00	160,000.00
July 2026 Total					8,909,694.63	1,315,840.86	10,225,535.49
AUGUST 2026							
08/03/2026	Coupon	13063EGT7	5,000,000.00	CALIFORNIA STATE 4.5 08/01/2029		112,500.00	112,500.00
08/05/2026	Coupon	63743HFM9	2,925,000.00	NATIONAL RURAL UTILITIES COOPERATIVE FINANCE CORP 4.8 02/05/2027		70,200.00	70,200.00
08/10/2026	Coupon	69371RS56	1,375,000.00	PACCAR FINANCIAL CORP 5.05 08/10/2026		34,718.75	34,718.75
08/10/2026	Final Maturity	69371RS56	1,375,000.00	PACCAR FINANCIAL CORP 5.05 08/10/2026	1,375,000.00		1,375,000.00
08/14/2026	Coupon	3133EPSW6	2,720,000.00	FEDERAL FARM CREDIT BANKS FUNDING CORP 4.5 08/14/2026		61,200.00	61,200.00
08/14/2026	Final Maturity	3133EPSW6	2,720,000.00	FEDERAL FARM CREDIT BANKS FUNDING CORP 4.5 08/14/2026	2,720,000.00		2,720,000.00
08/17/2026	Coupon	02582JKP4	3,710,000.00	AMXCA 2025-2 A 4.28 04/15/2030		13,232.33	13,232.33
08/17/2026	Coupon	161571HV9	4,080,000.00	CHAIT 241 A 4.6 01/16/2029		15,640.00	15,640.00
08/17/2026	Coupon	362549AD9	1,090,000.00	GMCAR 2025-2 A3 4.28 04/16/2030		3,887.67	3,887.67
08/17/2026	Coupon	437921AD1	1,410,000.00	HAROT 252 A3 4.15 10/15/2029		4,876.25	4,876.25
08/17/2026	Coupon	43816DAC9	4,000,000.00	HAROT 2024-4 A3 4.33 05/15/2029		12,061.39	12,061.39
08/17/2026	Principal Paydown	43816DAC9	4,000,000.00	HAROT 2024-4 A3 4.33 05/15/2029	213,432.84		213,432.84

CASH FLOW REPORT



Lake County | Account #10838 | As of December 31, 2025

Payment Date	Transaction Type	CUSIP	Quantity	Security Description	Principal Amount	Income	Total Amount
08/17/2026	Coupon	44935CAD3	2,715,000.00	HART 2025-A A3 4.32 10/15/2029		9,774.00	9,774.00
08/17/2026	Coupon	44935DAD1	1,425,000.00	HALST 2025-B A3 4.53 04/17/2028		5,379.38	5,379.38
08/17/2026	Coupon	47800DAD6	2,150,000.00	JDOT 2025 A3 4.23 09/17/2029		7,578.75	7,578.75
08/17/2026	Coupon	58768PAC8	446,148.20	MBART 2022-1 A3 5.21 08/16/2027		83.87	83.87
08/17/2026	Effective Maturity	58768PAC8	446,148.20	MBART 2022-1 A3 5.21 08/16/2027	19,316.90		19,316.90
08/17/2026	Coupon	58768YAD7	2,275,000.00	MBALT 2025-A A3 4.61 04/16/2029		8,739.79	8,739.79
08/17/2026	Coupon	58770AAC7	249,111.34	MBART 2023-1 A3 4.51 11/15/2027		266.37	266.37
08/17/2026	Principal Paydown	58770AAC7	249,111.34	MBART 2023-1 A3 4.51 11/15/2027	26,893.03		26,893.03
08/17/2026	Coupon	58773DAD6	2,455,000.00	MBART 2025-1 A3 4.78 12/17/2029		9,779.08	9,779.08
08/17/2026	Coupon	9128283W8	8,000,000.00	UNITED STATES TREASURY 2.75 02/15/2028		110,000.00	110,000.00
08/17/2026	Coupon	9128284V9	5,000,000.00	UNITED STATES TREASURY 2.875 08/15/2028		71,875.00	71,875.00
08/20/2026	Coupon	36271VAD9	1,850,000.00	GMALT 2025-1 A3 4.66 02/21/2028		6,943.46	6,943.46
08/20/2026	Principal Paydown	36271VAD9	1,850,000.00	GMALT 2025-1 A3 4.66 02/21/2028	216,317.62		216,317.62
08/20/2026	Coupon	362962AD4	2,085,000.00	GMALT 2025-2 A3 4.58 05/22/2028		7,957.75	7,957.75
08/20/2026	Coupon	89239NAD7	2,920,000.00	TLOT 2025-A A3 4.75 02/22/2028		11,558.33	11,558.33
08/20/2026	Principal Paydown	89239NAD7	2,920,000.00	TLOT 2025-A A3 4.75 02/22/2028	255,740.92		255,740.92
08/20/2026	Coupon	92348KDY6	3,360,000.00	VZMT 2025-3 A1A 4.51 03/20/2030		12,628.00	12,628.00
08/24/2026	Coupon	023135BC9	3,000,000.00	AMAZON.COM INC 3.15 08/22/2027		47,250.00	47,250.00
08/24/2026	Coupon	17275RBW1	5,000,000.00	CISCO SYSTEMS INC 4.55 02/24/2028		113,750.00	113,750.00
08/25/2026	Coupon	096912AD2	1,130,000.00	BMWLT 2025-1 A3 4.43 06/26/2028		4,171.58	4,171.58
08/25/2026	Coupon	096924AD7	2,910,000.00	BMWOT 2025-A A3 4.56 09/25/2029		11,058.00	11,058.00
08/25/2026	Principal Paydown	096924AD7	2,910,000.00	BMWOT 2025-A A3 4.56 09/25/2029	1,358.07		1,358.07
08/25/2026	Coupon	3137BSP72	1,000,000.00	FHMS K-058 A2 2.653 08/25/2026		1,130.48	1,130.48
08/25/2026	Final Maturity	3137BSP72	1,000,000.00	FHMS K-058 A2 2.653 08/25/2026	511,336.62		511,336.62
08/25/2026	Coupon	3137BTUM1	2,858,259.00	FHMS K-061 A2 3.347 11/25/2026		7,848.82	7,848.82
08/25/2026	Principal Paydown	3137BTUM1	2,858,259.00	FHMS K-061 A2 3.347 11/25/2026	183,174.23		183,174.23
08/25/2026	Coupon	3137FBBX3	2,293,000.00	FHMS K-068 A2 3.244 08/25/2027		6,198.74	6,198.74
08/25/2026	Coupon	3137FBU79	2,185,058.09	FHMS K-069 A2 3.187 09/25/2027		5,729.35	5,729.35
08/25/2026	Principal Paydown	3137FBU79	2,185,058.09	FHMS K-069 A2 3.187 09/25/2027	3,851.94		3,851.94
08/25/2026	Coupon	3137FETN0	2,020,000.00	FHMS K-073 A2 3.35 01/25/2028		5,639.17	5,639.17
08/25/2026	Principal Paydown	3137FETN0	2,020,000.00	FHMS K-073 A2 3.35 01/25/2028	260.07		260.07
08/25/2026	Coupon	3137FJKE8	4,750,000.00	FHMS K-082 A2 3.92 09/25/2028		15,516.67	15,516.67

CASH FLOW REPORT



Lake County | Account #10838 | As of December 31, 2025

Payment Date	Transaction Type	CUSIP	Quantity	Security Description	Principal Amount	Income	Total Amount
08/25/2026	Coupon	3137FJXV6	3,000,000.00	FHMS K-083 A2 4.05 09/25/2028		10,125.00	10,125.00
08/25/2026	Coupon	3137FJZ93	2,000,000.00	FHMS K-084 A2 3.78 10/25/2028		6,300.00	6,300.00
08/25/2026	Coupon	3137FKZZ2	5,000,000.00	FHMS K-088 A2 3.69 01/25/2029		15,375.00	15,375.00
08/25/2026	Coupon	3137FLN91	5,000,000.00	FHMS K-091 A2 3.505 03/25/2029		14,604.17	14,604.17
08/25/2026	Coupon	3137FPJG1	5,000,000.00	FHMS K-099 A2 2.595 09/25/2029		10,812.50	10,812.50
08/25/2026	Coupon	3137H9D71	4,000,000.00	FHMS K-750 A2 3.0 09/25/2029		10,000.00	10,000.00
08/31/2026	Coupon	91282CFH9	5,000,000.00	UNITED STATES TREASURY 3.125 08/31/2027		78,125.00	78,125.00
08/31/2026	Coupon	91282CKD2	7,500,000.00	UNITED STATES TREASURY 4.25 02/28/2029		159,375.00	159,375.00
August 2026 Total					5,526,682.25	1,113,889.65	6,640,571.90
SEPTEMBER 2026							
09/01/2026	Coupon	26442UAG9	3,000,000.00	DUKE ENERGY PROGRESS LLC 3.7 09/01/2028		55,500.00	55,500.00
09/08/2026	Coupon	3130AWTR1	5,000,000.00	FEDERAL HOME LOAN BANKS 4.375 09/08/2028		109,375.00	109,375.00
09/09/2026	Coupon	3130AVBD3	4,000,000.00	FEDERAL HOME LOAN BANKS 4.5 03/09/2029		90,000.00	90,000.00
09/10/2026	Coupon	3133ERSP7	4,000,000.00	FEDERAL FARM CREDIT BANKS FUNDING CORP 3.5 09/10/2029		70,000.00	70,000.00
09/15/2026	Coupon	00287YDY2	2,790,000.00	ABBVIE INC 4.65 03/15/2028		64,867.50	64,867.50
09/15/2026	Coupon	02582JKP4	3,710,000.00	AMXCA 2025-2 A 4.28 04/15/2030		13,232.33	13,232.33
09/15/2026	Coupon	161571HV9	4,080,000.00	CHAIT 241 A 4.6 01/16/2029		15,640.00	15,640.00
09/15/2026	Coupon	437921AD1	1,410,000.00	HAROT 252 A3 4.15 10/15/2029		4,876.25	4,876.25
09/15/2026	Coupon	43816DAC9	4,000,000.00	HAROT 2024-4 A3 4.33 05/15/2029		11,291.26	11,291.26
09/15/2026	Principal Paydown	43816DAC9	4,000,000.00	HAROT 2024-4 A3 4.33 05/15/2029	209,245.69		209,245.69
09/15/2026	Coupon	44935CAD3	2,715,000.00	HART 2025-A A3 4.32 10/15/2029		9,774.00	9,774.00
09/15/2026	Coupon	44935DAD1	1,425,000.00	HALST 2025-B A3 4.53 04/17/2028		5,379.38	5,379.38
09/15/2026	Coupon	47800DAD6	2,150,000.00	JDOT 2025 A3 4.23 09/17/2029		7,578.75	7,578.75
09/15/2026	Coupon	58768YAD7	2,275,000.00	MBALT 2025-A A3 4.61 04/16/2029		8,739.79	8,739.79
09/15/2026	Coupon	58770AAC7	249,111.34	MBART 2023-1 A3 4.51 11/15/2027		165.30	165.30
09/15/2026	Principal Paydown	58770AAC7	249,111.34	MBART 2023-1 A3 4.51 11/15/2027	20,595.84		20,595.84
09/15/2026	Coupon	58773DAD6	2,455,000.00	MBART 2025-1 A3 4.78 12/17/2029		9,779.08	9,779.08
09/15/2026	Coupon	58933YBW4	4,000,000.00	MERCK & CO INC 3.85 03/15/2029		77,000.00	77,000.00
09/16/2026	Coupon	362549AD9	1,090,000.00	GMCAR 2025-2 A3 4.28 04/16/2030		3,887.67	3,887.67
09/18/2026	Coupon	857477CL5	3,405,000.00	STATE STREET CORP 4.993 03/18/2027		85,005.83	85,005.83

CASH FLOW REPORT



Lake County | Account #10838 | As of December 31, 2025

Payment Date	Transaction Type	CUSIP	Quantity	Security Description	Principal Amount	Income	Total Amount
09/21/2026	Coupon	36271VAD9	1,850,000.00	GMALT 2025-1 A3 4.66 02/21/2028		6,103.42	6,103.42
09/21/2026	Principal Paydown	36271VAD9	1,850,000.00	GMALT 2025-1 A3 4.66 02/21/2028	265,061.01		265,061.01
09/21/2026	Coupon	362962AD4	2,085,000.00	GMALT 2025-2 A3 4.58 05/22/2028		7,957.75	7,957.75
09/21/2026	Principal Paydown	362962AD4	2,085,000.00	GMALT 2025-2 A3 4.58 05/22/2028	20,388.96		20,388.96
09/21/2026	Coupon	89239NAD7	2,920,000.00	TLOT 2025-A A3 4.75 02/22/2028		10,546.03	10,546.03
09/21/2026	Principal Paydown	89239NAD7	2,920,000.00	TLOT 2025-A A3 4.75 02/22/2028	252,853.41		252,853.41
09/21/2026	Coupon	92348KDY6	3,360,000.00	VZMT 2025-3 A1A 4.51 03/20/2030		12,628.00	12,628.00
09/22/2026	Coupon	3133EPWK7	6,500,000.00	FEDERAL FARM CREDIT BANKS FUNDING CORP 4.5 09/22/2028		146,250.00	146,250.00
09/25/2026	Coupon	096912AD2	1,130,000.00	BMWLT 2025-1 A3 4.43 06/26/2028		4,171.58	4,171.58
09/25/2026	Coupon	096924AD7	2,910,000.00	BMWOT 2025-A A3 4.56 09/25/2029		11,052.84	11,052.84
09/25/2026	Principal Paydown	096924AD7	2,910,000.00	BMWOT 2025-A A3 4.56 09/25/2029	165,117.85		165,117.85
09/25/2026	Coupon	3137BTUM1	2,858,259.00	FHMS K-061 A2 3.347 11/25/2026		7,337.91	7,337.91
09/25/2026	Principal Paydown	3137BTUM1	2,858,259.00	FHMS K-061 A2 3.347 11/25/2026	413,025.12		413,025.12
09/25/2026	Coupon	3137FBBX3	2,293,000.00	FHMS K-068 A2 3.244 08/25/2027		6,198.74	6,198.74
09/25/2026	Coupon	3137FBU79	2,185,058.09	FHMS K-069 A2 3.187 09/25/2027		5,719.12	5,719.12
09/25/2026	Principal Paydown	3137FBU79	2,185,058.09	FHMS K-069 A2 3.187 09/25/2027	3,864.54		3,864.54
09/25/2026	Coupon	3137FETN0	2,020,000.00	FHMS K-073 A2 3.35 01/25/2028		5,638.44	5,638.44
09/25/2026	Principal Paydown	3137FETN0	2,020,000.00	FHMS K-073 A2 3.35 01/25/2028	3,545.23		3,545.23
09/25/2026	Coupon	3137FJKE8	4,750,000.00	FHMS K-082 A2 3.92 09/25/2028		15,516.67	15,516.67
09/25/2026	Coupon	3137FJXV6	3,000,000.00	FHMS K-083 A2 4.05 09/25/2028		10,125.00	10,125.00
09/25/2026	Coupon	3137FJZ93	2,000,000.00	FHMS K-084 A2 3.78 10/25/2028		6,300.00	6,300.00
09/25/2026	Coupon	3137FKZZ2	5,000,000.00	FHMS K-088 A2 3.69 01/25/2029		15,375.00	15,375.00
09/25/2026	Coupon	3137FLN91	5,000,000.00	FHMS K-091 A2 3.505 03/25/2029		14,604.17	14,604.17
09/25/2026	Coupon	3137FPIG1	5,000,000.00	FHMS K-099 A2 2.595 09/25/2029		10,812.50	10,812.50
09/25/2026	Coupon	3137H9D71	4,000,000.00	FHMS K-750 A2 3.0 09/25/2029		10,000.00	10,000.00
09/28/2026	Coupon	57629TBW6	2,000,000.00	MASSMUTUAL GLOBAL FUNDING II 4.45 03/27/2028		44,500.00	44,500.00
09/30/2026	Coupon	91282CEF4	5,000,000.00	UNITED STATES TREASURY 2.5 03/31/2027		62,500.00	62,500.00
09/30/2026	Coupon	91282CFM8	8,000,000.00	UNITED STATES TREASURY 4.125 09/30/2027		165,000.00	165,000.00
09/30/2026	Coupon	91282CLP4	8,000,000.00	UNITED STATES TREASURY 3.5 09/30/2026		140,000.00	140,000.00
09/30/2026	Final Maturity	91282CLP4	8,000,000.00	UNITED STATES TREASURY 3.5 09/30/2026	8,000,000.00		8,000,000.00

CASH FLOW REPORT



Lake County | Account #10838 | As of December 31, 2025

Payment Date	Transaction Type	CUSIP	Quantity	Security Description	Principal Amount	Income	Total Amount
September 2026							
Total					9,353,697.66	1,360,429.31	10,714,126.96
OCTOBER 2026							
10/05/2026	Coupon	3133EPH81	5,000,000.00	FEDERAL FARM CREDIT BANKS FUNDING CORP 4.5 10/04/2027		112,500.00	112,500.00
10/08/2026	Coupon	89236TMS1	1,309,000.00	TOYOTA MOTOR CREDIT CORP 4.35 10/08/2027		28,470.75	28,470.75
10/13/2026	Coupon	3133ERAK7	5,000,000.00	FEDERAL FARM CREDIT BANKS FUNDING CORP 4.375 04/10/2029		109,375.00	109,375.00
10/15/2026	Coupon	02582JKP4	3,710,000.00	AMXCA 2025-2 A 4.28 04/15/2030		13,232.33	13,232.33
10/15/2026	Coupon	161571HV9	4,080,000.00	CHAIT 241 A 4.6 01/16/2029		15,640.00	15,640.00
10/15/2026	Coupon	437921AD1	1,410,000.00	HAROT 252 A3 4.15 10/15/2029		4,876.25	4,876.25
10/15/2026	Coupon	43816DAC9	4,000,000.00	HAROT 2024-4 A3 4.33 05/15/2029		10,536.23	10,536.23
10/15/2026	Principal Paydown	43816DAC9	4,000,000.00	HAROT 2024-4 A3 4.33 05/15/2029	201,686.97		201,686.97
10/15/2026	Coupon	44935CAD3	2,715,000.00	HART 2025-A A3 4.32 10/15/2029		9,774.00	9,774.00
10/15/2026	Coupon	44935DAD1	1,425,000.00	HALST 2025-B A3 4.53 04/17/2028		5,379.38	5,379.38
10/15/2026	Coupon	47800DAD6	2,150,000.00	JDOT 2025 A3 4.23 09/17/2029		7,578.75	7,578.75
10/15/2026	Coupon	58768YAD7	2,275,000.00	MBALT 2025-A A3 4.61 04/16/2029		8,739.79	8,739.79
10/15/2026	Coupon	58770AAC7	249,111.34	MBART 2023-1 A3 4.51 11/15/2027		87.90	87.90
10/15/2026	Principal Paydown	58770AAC7	249,111.34	MBART 2023-1 A3 4.51 11/15/2027	19,964.31		19,964.31
10/15/2026	Coupon	58773DAD6	2,455,000.00	MBART 2025-1 A3 4.78 12/17/2029		9,779.08	9,779.08
10/15/2026	Principal Paydown	58773DAD6	2,455,000.00	MBART 2025-1 A3 4.78 12/17/2029	69,256.36		69,256.36
10/15/2026	Coupon	91324PDE9	4,000,000.00	UNITEDHEALTH GROUP INC 2.95 10/15/2027		59,000.00	59,000.00
10/16/2026	Coupon	362549AD9	1,090,000.00	GMCAR 2025-2 A3 4.28 04/16/2030		3,887.67	3,887.67
10/20/2026	Coupon	36271VAD9	1,850,000.00	GMALT 2025-1 A3 4.66 02/21/2028		5,074.10	5,074.10
10/20/2026	Principal Paydown	36271VAD9	1,850,000.00	GMALT 2025-1 A3 4.66 02/21/2028	267,024.42		267,024.42
10/20/2026	Coupon	362962AD4	2,085,000.00	GMALT 2025-2 A3 4.58 05/22/2028		7,879.93	7,879.93
10/20/2026	Principal Paydown	362962AD4	2,085,000.00	GMALT 2025-2 A3 4.58 05/22/2028	220,722.09		220,722.09
10/20/2026	Coupon	89239NAD7	2,920,000.00	TLOT 2025-A A3 4.75 02/22/2028		9,545.15	9,545.15
10/20/2026	Principal Paydown	89239NAD7	2,920,000.00	TLOT 2025-A A3 4.75 02/22/2028	265,324.03		265,324.03
10/20/2026	Coupon	92348KDY6	3,360,000.00	VZMT 2025-3 A1A 4.51 03/20/2030		12,628.00	12,628.00
10/26/2026	Coupon	096912AD2	1,130,000.00	BMWLT 2025-1 A3 4.43 06/26/2028		4,171.58	4,171.58
10/26/2026	Coupon	096924AD7	2,910,000.00	BMWOT 2025-A A3 4.56 09/25/2029		10,425.39	10,425.39

CASH FLOW REPORT



Lake County | Account #10838 | As of December 31, 2025

Payment Date	Transaction Type	CUSIP	Quantity	Security Description	Principal Amount	Income	Total Amount
10/26/2026	Principal Paydown	096924AD7	2,910,000.00	BMWOT 2025-A A3 4.56 09/25/2029	158,781.67		158,781.67
10/26/2026	Coupon	3137BTUM1	2,858,259.00	FHMS K-061 A2 3.347 11/25/2026		6,185.92	6,185.92
10/26/2026	Principal Paydown	3137BTUM1	2,858,259.00	FHMS K-061 A2 3.347 11/25/2026	936,175.30		936,175.30
10/26/2026	Coupon	3137FBBX3	2,293,000.00	FHMS K-068 A2 3.244 08/25/2027		6,198.74	6,198.74
10/26/2026	Coupon	3137FBU79	2,185,058.09	FHMS K-069 A2 3.187 09/25/2027		5,708.86	5,708.86
10/26/2026	Principal Paydown	3137FBU79	2,185,058.09	FHMS K-069 A2 3.187 09/25/2027	4,112.67		4,112.67
10/26/2026	Coupon	3137FETN0	2,020,000.00	FHMS K-073 A2 3.35 01/25/2028		5,628.54	5,628.54
10/26/2026	Principal Paydown	3137FETN0	2,020,000.00	FHMS K-073 A2 3.35 01/25/2028	3,792.04		3,792.04
10/26/2026	Coupon	3137FJKE8	4,750,000.00	FHMS K-082 A2 3.92 09/25/2028		15,516.67	15,516.67
10/26/2026	Coupon	3137FJXV6	3,000,000.00	FHMS K-083 A2 4.05 09/25/2028		10,125.00	10,125.00
10/26/2026	Coupon	3137FJZ93	2,000,000.00	FHMS K-084 A2 3.78 10/25/2028		6,300.00	6,300.00
10/26/2026	Coupon	3137FKZZ2	5,000,000.00	FHMS K-088 A2 3.69 01/25/2029		15,375.00	15,375.00
10/26/2026	Coupon	3137FLN91	5,000,000.00	FHMS K-091 A2 3.505 03/25/2029		14,604.17	14,604.17
10/26/2026	Coupon	3137FPJG1	5,000,000.00	FHMS K-099 A2 2.595 09/25/2029		10,812.50	10,812.50
10/26/2026	Coupon	3137H9D71	4,000,000.00	FHMS K-750 A2 3.0 09/25/2029		10,000.00	10,000.00
10/26/2026	Coupon	64953BBW7	3,150,000.00	NEW YORK LIFE GLOBAL FUNDING 4.4 04/25/2028		69,300.00	69,300.00
October 2026 Total					2,146,839.87	624,336.68	2,771,176.55
NOVEMBER 2026							
11/02/2026	Coupon	74456QBU9	4,900,000.00	PUBLIC SERVICE ELECTRIC AND GAS CO 3.7 05/01/2028		90,650.00	90,650.00
11/02/2026	Coupon	91282CDF5	7,500,000.00	UNITED STATES TREASURY 1.375 10/31/2028		51,562.50	51,562.50
11/02/2026	Coupon	91282CLS8	8,000,000.00	UNITED STATES TREASURY 4.125 10/31/2026		165,000.00	165,000.00
11/02/2026	Final Maturity	91282CLS8	8,000,000.00	UNITED STATES TREASURY 4.125 10/31/2026	8,000,000.00		8,000,000.00
11/09/2026	Coupon	69371RU20	3,000,000.00	PACCAR FINANCIAL CORP 4.0 11/07/2028		60,000.00	60,000.00
11/13/2026	Coupon	3133EPC45	5,000,000.00	FEDERAL FARM CREDIT BANKS FUNDING CORP 4.625 11/13/2028		115,625.00	115,625.00
11/16/2026	Coupon	02582JKP4	3,710,000.00	AMXCA 2025-2 A 4.28 04/15/2030		13,232.33	13,232.33
11/16/2026	Coupon	14913UAL4	3,000,000.00	CATERPILLAR FINANCIAL SERVICES CORP 5.0 05/14/2027		75,000.00	75,000.00
11/16/2026	Coupon	161571HV9	4,080,000.00	CHAIT 241 A 4.6 01/16/2029		15,640.00	15,640.00
11/16/2026	Coupon	3133EPC60	5,000,000.00	FEDERAL FARM CREDIT BANKS FUNDING CORP 4.625 11/15/2027		115,625.00	115,625.00

CASH FLOW REPORT



Lake County | Account #10838 | As of December 31, 2025

Payment Date	Transaction Type	CUSIP	Quantity	Security Description	Principal Amount	Income	Total Amount
11/16/2026	Coupon	362549AD9	1,090,000.00	GMCAR 2025-2 A3 4.28 04/16/2030		3,887.67	3,887.67
11/16/2026	Coupon	437921AD1	1,410,000.00	HAROT 252 A3 4.15 10/15/2029		4,876.25	4,876.25
11/16/2026	Coupon	43816DAC9	4,000,000.00	HAROT 2024-4 A3 4.33 05/15/2029		9,808.48	9,808.48
11/16/2026	Principal Paydown	43816DAC9	4,000,000.00	HAROT 2024-4 A3 4.33 05/15/2029	197,352.29		197,352.29
11/16/2026	Coupon	44935CAD3	2,715,000.00	HART 2025-A A3 4.32 10/15/2029		9,774.00	9,774.00
11/16/2026	Principal Paydown	44935CAD3	2,715,000.00	HART 2025-A A3 4.32 10/15/2029	30,327.48		30,327.48
11/16/2026	Coupon	44935DAD1	1,425,000.00	HALST 2025-B A3 4.53 04/17/2028		5,379.38	5,379.38
11/16/2026	Principal Paydown	44935DAD1	1,425,000.00	HALST 2025-B A3 4.53 04/17/2028	127,418.16		127,418.16
11/16/2026	Coupon	47800DAD6	2,150,000.00	JDOT 2025 A3 4.23 09/17/2029		7,578.75	7,578.75
11/16/2026	Coupon	58768YAD7	2,275,000.00	MBALT 2025-A A3 4.61 04/16/2029		8,739.79	8,739.79
11/16/2026	Coupon	58770AAC7	249,111.34	MBART 2023-1 A3 4.51 11/15/2027		12.86	12.86
11/16/2026	Effective Maturity	58770AAC7	249,111.34	MBART 2023-1 A3 4.51 11/15/2027	3,422.57		3,422.57
11/16/2026	Coupon	58773DAD6	2,455,000.00	MBART 2025-1 A3 4.78 12/17/2029		9,503.21	9,503.21
11/16/2026	Principal Paydown	58773DAD6	2,455,000.00	MBART 2025-1 A3 4.78 12/17/2029	124,197.86		124,197.86
11/16/2026	Coupon	90331HPS6	3,930,000.00	US BANK NA 4.73 05/15/2028		92,944.50	92,944.50
11/16/2026	Coupon	9128283F5	5,750,000.00	UNITED STATES TREASURY 2.25 11/15/2027		64,687.50	64,687.50
11/16/2026	Coupon	9128285M8	3,000,000.00	UNITED STATES TREASURY 3.125 11/15/2028		46,875.00	46,875.00
11/17/2026	Coupon	3130AXU63	2,500,000.00	FEDERAL HOME LOAN BANKS 4.625 11/17/2026		57,812.50	57,812.50
11/17/2026	Final Maturity	3130AXU63	2,500,000.00	FEDERAL HOME LOAN BANKS 4.625 11/17/2026	2,500,000.00		2,500,000.00
11/20/2026	Coupon	36271VAD9	1,850,000.00	GMALT 2025-1 A3 4.66 02/21/2028		4,037.16	4,037.16
11/20/2026	Principal Paydown	36271VAD9	1,850,000.00	GMALT 2025-1 A3 4.66 02/21/2028	241,510.57		241,510.57
11/20/2026	Coupon	362962AD4	2,085,000.00	GMALT 2025-2 A3 4.58 05/22/2028		7,037.51	7,037.51
11/20/2026	Principal Paydown	362962AD4	2,085,000.00	GMALT 2025-2 A3 4.58 05/22/2028	254,098.39		254,098.39
11/20/2026	Coupon	89239NAD7	2,920,000.00	TLOT 2025-A A3 4.75 02/22/2028		8,494.91	8,494.91
11/20/2026	Principal Paydown	89239NAD7	2,920,000.00	TLOT 2025-A A3 4.75 02/22/2028	398,526.85		398,526.85
11/20/2026	Coupon	92348KDY6	3,360,000.00	VZMT 2025-3 A1A 4.51 03/20/2030		12,628.00	12,628.00
11/25/2026	Coupon	096912AD2	1,130,000.00	BMWLT 2025-1 A3 4.43 06/26/2028		4,171.58	4,171.58
11/25/2026	Principal Paydown	096912AD2	1,130,000.00	BMWLT 2025-1 A3 4.43 06/26/2028	101,371.48		101,371.48
11/25/2026	Coupon	096924AD7	2,910,000.00	BMWOT 2025-A A3 4.56 09/25/2029		9,822.02	9,822.02
11/25/2026	Principal Paydown	096924AD7	2,910,000.00	BMWOT 2025-A A3 4.56 09/25/2029	155,665.61		155,665.61

CASH FLOW REPORT



Lake County | Account #10838 | As of December 31, 2025

Payment Date	Transaction Type	CUSIP	Quantity	Security Description	Principal Amount	Income	Total Amount
11/25/2026	Coupon	3137BTUM1	2,858,259.00	FHMS K-061 A2 3.347 11/25/2026		3,574.77	3,574.77
11/25/2026	Final Maturity	3137BTUM1	2,858,259.00	FHMS K-061 A2 3.347 11/25/2026	1,281,661.86		1,281,661.86
11/25/2026	Coupon	3137FBBX3	2,293,000.00	FHMS K-068 A2 3.244 08/25/2027		6,198.74	6,198.74
11/25/2026	Coupon	3137FBU79	2,185,058.09	FHMS K-069 A2 3.187 09/25/2027		5,697.93	5,697.93
11/25/2026	Principal Paydown	3137FBU79	2,185,058.09	FHMS K-069 A2 3.187 09/25/2027	3,890.67		3,890.67
11/25/2026	Coupon	3137FETN0	2,020,000.00	FHMS K-073 A2 3.35 01/25/2028		5,617.96	5,617.96
11/25/2026	Principal Paydown	3137FETN0	2,020,000.00	FHMS K-073 A2 3.35 01/25/2028	3,567.60		3,567.60
11/25/2026	Coupon	3137FJKE8	4,750,000.00	FHMS K-082 A2 3.92 09/25/2028		15,516.67	15,516.67
11/25/2026	Coupon	3137FJXV6	3,000,000.00	FHMS K-083 A2 4.05 09/25/2028		10,125.00	10,125.00
11/25/2026	Coupon	3137FJZ93	2,000,000.00	FHMS K-084 A2 3.78 10/25/2028		6,300.00	6,300.00
11/25/2026	Coupon	3137FKZZ2	5,000,000.00	FHMS K-088 A2 3.69 01/25/2029		15,375.00	15,375.00
11/25/2026	Coupon	3137FLN91	5,000,000.00	FHMS K-091 A2 3.505 03/25/2029		14,604.17	14,604.17
11/25/2026	Coupon	3137FPJG1	5,000,000.00	FHMS K-099 A2 2.595 09/25/2029		10,812.50	10,812.50
11/25/2026	Coupon	3137H9D71	4,000,000.00	FHMS K-750 A2 3.0 09/25/2029		10,000.00	10,000.00
11/30/2026	Coupon	91282CES6	5,000,000.00	UNITED STATES TREASURY 2.75 05/31/2029		68,750.00	68,750.00
November 2026 Total					13,423,011.37	1,242,978.63	14,665,990.01
Grand Total			1,600,932,191.72		72,910,245.87	12,707,305.99	85,617,551.86

IMPORTANT DISCLOSURES



Lake County | Account #10838 | As of December 31, 2025

Chandler Asset Management, Inc. (“Chandler”) is an SEC registered investment adviser. For additional information about our firm, please see our current disclosures (Form ADV). To obtain a copy of our current disclosures, you may contact your client service representative by calling the number on the front of this statement or you may visit our website at www.chandlerasset.com.

Information contained in this monthly statement is confidential and is provided for informational purposes only and should not be construed as specific investment or legal advice. The information contained herein was obtained from sources believed to be reliable as of the date of this statement, but may become outdated or superseded at any time without notice.

Custody: Your qualified custodian bank maintains control of all assets reflected in this statement and we urge you to compare this statement to the one you receive from your qualified custodian. Chandler does not have any authority to withdraw or deposit funds from/to the custodian account.

Valuation: Prices are provided by IDC, an independent pricing source. In the event IDC does not provide a price or if the price provided is not reflective of fair market value, Chandler will obtain pricing from an alternative approved third party pricing source in accordance with our written valuation policy and procedures. Our valuation procedures are also disclosed in Item 5 of our Form ADV Part 2A.

Performance: Performance results are presented gross-of-advisory fees and represent the client’s Total Return. The deduction of advisory fees lowers performance results. These results include the reinvestment of dividends and other earnings. Past performance may not be indicative of future results. Therefore, clients should not assume that future performance of any specific investment or investment strategy will be profitable or equal to past performance levels. All investment strategies have the potential for profit or loss. Economic factors, market conditions or changes in investment strategies, contributions or withdrawals may materially alter the performance and results of your portfolio.

Source ICE Data Indices, LLC (“ICE”), used with permission. ICE PERMITS USE OF THE ICE INDICES AND RELATED DATA ON AN “AS IS” BASIS; ICE, ITS AFFILIATES AND THEIR RESPECTIVE THIRD PARTY SUPPLIERS DISCLAIM ANY AND ALL WARRANTIES AND REPRESENTATIONS, EXPRESS AND/OR IMPLIED, INCLUDING ANY WARRANTIES OF MERCHANTABILITY OR FITNESS FOR A PARTICULAR PURPOSE OR USE, INCLUDING THE INDICES, INDEX DATA AND ANY DATA INCLUDED IN, RELATED TO, OR DERIVED THEREFROM. NEITHER ICE DATA, ITS AFFILIATES OR THEIR RESPECTIVE THIRD PARTY PROVIDERS GUARANTEE THE QUALITY, ADEQUACY, ACCURACY, TIMELINESS OR COMPLETENESS OF THE INDICES OR THE INDEX DATA OR ANY COMPONENT THEREOF, AND THE INDICES AND INDEX DATA AND ALL COMPONENTS THEREOF ARE PROVIDED ON AN “AS IS” BASIS AND LICENSEE’S USE IS AT LICENSEE’S OWN RISK. ICE DATA, ITS AFFILIATES AND THEIR RESPECTIVE THIRD PARTY DO NOT SPONSOR, ENDORSE, OR RECOMMEND CHANDLER, OR ANY OF ITS PRODUCTS OR SERVICES.

Index returns assume reinvestment of all distributions. Historical performance results for investment indexes generally do not reflect the deduction of transaction and/or custodial charges or the deduction of an investment management fee, the incurrence of which would have the effect of decreasing historical performance results. It is not possible to invest directly in an index.

Ratings: Ratings information have been provided by Moody’s, S&P and Fitch through data feeds we believe to be reliable as of the date of this statement, however we cannot guarantee its accuracy.

Security level ratings for U.S. Agency issued mortgage-backed securities (“MBS”) reflect the issuer rating because the securities themselves are not rated. The issuing U.S. Agency guarantees the full and timely payment of both principal and interest.

BENCHMARK INDEX & DISCLOSURES



Lake County | Account #10838 | As of December 31, 2025

Benchmark	Disclosure
ICE BofA 1-3 Yr US Treasury & Agency Index	The ICE BofA 1-3 Year US Treasury & Agency Index tracks the performance of US dollar denominated US Treasury and nonsubordinated US agency debt issued in the US domestic market. Qualifying securities must have an investment grade rating (based on an average of Moody's, S&P and Fitch). Qualifying securities must have at least one year remaining term to final maturity and less than three years remaining term to final maturity, at least 18 months to maturity at time of issuance, a fixed coupon schedule, and a minimum amount outstanding of \$1 billion for sovereigns and \$250 million for agencies.