



## **Cannabis Operation**

3050 Big Valley Road, Kelseyville (APNs 008-037-01 & 008-035-14)

**Green Handle**

# **PROPERTY MANAGEMENT PLAN (PMP) FOR CANNABIS OPERATIONS**

**Risk Level: Tier 1, Low Risk**

*January 29, 2021*

**BC Engineering Group, Inc.**

418 B Street, Third Floor  
Santa Rosa, CA 95401  
707.542.4321

Project Number: 2042-20

# Project Contacts

## PROJECT INFORMATION

Name of Project:	Cannabis Operations Project: Green Handle Farm
Project Location:	3050 Big Valley Road, Kelseyville (APNs 008-037-01 & 008-035-14)
License Type(s):	M Type 1C & 3B
Site Area:	9.56 and 28.89
Water Board:	Central Valley Regional Water Quality Control Board
State Regional Board Application Date:	January 14, 2021
Notice of Applicability Issuance Date:	12/23/2020
Enrollee Number:	5S17CC429191

## CULTIVATOR INFORMATION

Name:	Garth Markson
Address:	1784 Peterson Pond Lane, Redwood Valley
Email:	garthmarkson@gmail.com
Phone Number:	310-429-7354

# Project Description

## PROJECT SUMMARY

The project site comprises of approximately 9.56 and 28.89 acres of property and is located at 3050 Big Valley Road, Kelseyville (APNs 008-037-01 & 008-035-14). The project site is located at 3050 Big Valley Road, Kelseyville CA 95451. The project site is located approximately 2,500 feet north of Highway 175 and approximately 1-mile northwest of the town of Kelseyville.

Early activated mixed light cannabis cultivation will occur on site totaling 27,500 sqft (22,000 sqft mixed light at APN 008-037-01, 2,500 sqft mixed light at APN 008-35-14, and 5,000 of nursery area which is approximately 1.6 percent of the total project site area. Upon approval of the Major Use Permit and after the early activated mixed light cultivation is completed, mixed light cannabis cultivation will continue. A

fence enclosure, trash bins, and ADA compliant portable toilet are also proposed to be associated with this project. Plants are to be planted in above ground troughs.

## Table of Contents

<b>Table of Contents .....</b>	<b>iii</b>
<b>Section 1 Air Quality .....</b>	<b>6</b>
1.1 Purpose .....	6
1.2 Scope .....	6
1.3 Overview .....	6
1.4 Roles and Responsibilities.....	6
1.5 Minimizing Odor, Air Pollution and Particulates.....	7
1.6 Odor Complaint or Nuisance Management (BMPs) .....	8
1.7 Reporting Performance of AQMP .....	9
1.8 Ongoing Review .....	9
<b>Section 2 Cultural Resources.....</b>	<b>10</b>
2.1 Purpose .....	10
2.2 Scope .....	10
2.3 Overview .....	10
2.4 If Cultural Resources are Discovered (BMPs) .....	10
<b>Section 3 Energy Usage .....</b>	<b>11</b>
3.1 Purpose .....	11
3.2 Scope .....	11
3.3 Overview .....	11
3.4 Energy Calculation .....	12
3.5 Energy (BMPs).....	12
3.6 Monitoring and Benchmarking Performance of EMP.....	13
3.7 Reporting Performance of EMP .....	13
<b>Section 4 Fertilizer Usage.....</b>	<b>14</b>
4.1 Purpose .....	14
4.2 Scope .....	14
4.3 Overview .....	14
4.4 Fertilizer Application (BMPs) .....	15
4.5 Fertilizer Storage (BMPs).....	15
4.6 Evaluating Performance of FMP .....	16
4.7 Employee Training .....	16
4.8 Review.....	17
<b>Section 5 Fish and Wildlife Protection.....</b>	<b>18</b>
5.1 Purpose .....	18
5.2 Scope .....	18
5.3 Overview .....	18
5.4 Habitats on Lot of Record .....	18
5.5 Watershed Description .....	18
5.6 Impact Mitigation Strategies .....	18
5.7 Evaluating Performance of FWMP .....	19
5.8 Reporting Performance of FWMP.....	19
<b>Section 6 Operations Manual .....</b>	<b>21</b>
6.1 Purpose .....	21

6.2	Scope .....	21
6.3	Authorization to Verify .....	21
6.4	Staff Screening .....	21
6.5	Facility Operation Hours .....	22
6.6	Facility Carbon Footprint .....	22
6.7	Chemical Storage and Effluent.....	22
6.8	Site Maintenance Protocol.....	22
6.9	Evaluating Performance and Reporting of the Operations Manual Review .....	23
<b>Section 7</b>	<b>Pest Management .....</b>	<b>24</b>
7.1	Purpose .....	24
7.2	Scope .....	24
7.3	Overview .....	24
7.4	Pest Deterrence.....	24
7.5	Worker Protection (BMPs).....	25
<b>Section 8</b>	<b>Security.....</b>	<b>A</b>
8.1	Purpose .....	A
8.2	Scope .....	A
8.3	Overview .....	A
8.4	Security (BMPs) .....	A
8.5	Onsite Security .....	B
8.6	Suspicious Activity Protocol .....	B
8.7	Visitor Log Requirements .....	C
8.8	Theft and Loss Prevention (BMPs) .....	C
8.9	Video Surveillance .....	E
8.10	Information Technology Security (BMPs) .....	F
8.11	Security Personnel .....	F
8.12	Review.....	G
<b>Section 9</b>	<b>Stormwater Management .....</b>	<b>G</b>
9.1	Purpose .....	G
9.2	Scope .....	G
9.3	Overview .....	G
9.4	Protecting Downstream Water Bodies from Water Quality Degradation .....	H
9.5	Topsoil, Fertilizers, and Pesticide Risks.....	H
9.6	Illicit Non-Point Source Discharge Will Be Eliminated .....	H
9.7	Public Roads.....	I
9.8	Compliance with the Requirements of Chapter 29, Stormwater Management Ordinance of the Lake County Ordinance.....	I
9.9	Proposed Grading .....	I
9.10	Stormwater (BMPs).....	I
9.11	Construction Storm Water Management Plan .....	J
9.12	Parameters and Methods of Monitoring .....	K
9.13	Review.....	K
<b>Section 10</b>	<b>Waste Management.....</b>	<b>L</b>
10.1	Purpose .....	L
10.2	Solid Waste.....	L
10.3	Hazardous Waste Management Plan .....	O
10.4	Cannabis Vegetative Material Waste Management Plan Overview .....	S
10.5	Estimated Medium Usage.....	U
<b>Section 11</b>	<b>Water Resources.....</b>	<b>X</b>
11.1	Purpose .....	X



11.2	Scope .....	X
11.3	Overview .....	X
11.4	Watershed Description .....	Y
11.5	Water Conservation (BMPs) .....	Y
11.6	Erosion, Sediment, Roads, and Stormwater (BMPs).....	Y
11.7	Wetland/Riparian Protection and management .....	AA
11.8	Wastewater and Sewage Management .....	BB
11.9	Monitoring Performance and Management .....	BB
11.10	WRMP Evaluation and Performance Reports .....	CC
11.11	Review .....	CC
11.12	Compliance .....	CC
<b>Section 12</b>	<b>Water Use.....</b>	<b>DD</b>
12.1	Purpose .....	DD
12.2	Scope .....	DD
12.3	Overview .....	DD
12.4	Water Storage (BMPs).....	EE
12.5	Irrigation System .....	EE
12.6	Monitoring Performance of Water .....	EE
12.7	Evaluating Performance of the Water Use Management Plan .....	EE
12.8	California Drought Declarations .....	EE
12.9	Emergency Use Plan.....	FF
12.10	Water Use Plan Compliance .....	FF
12.11	Review .....	FF
<b>Appendix A:</b>	<b><i>Fertilizer Information .....</i></b>	<b>GG</b>
<b>Appendix B:</b>	<b><i>Lighting Information .....</i></b>	<b>HH</b>
<b>Appendix C:</b>	<b><i>Security Camera Information.....</i></b>	<b>II</b>
<b>Appendix D:</b>	<b><i>Additional Information .....</i></b>	<b>JJ</b>

## **Section 1     Air Quality**

---

Green Handle Farm is applying for a Commercial Cannabis Cultivation M Type 1C & 3B in Lake County, California.

### **1.1     PURPOSE**

Green Handle Farm's Air Quality Management Plan (AQMP) is designed to promote the health, safety, welfare; environmental quality, and reduce potential for nuisance.

The Air Quality Management Plan includes measures to monitor and evaluate the performance and implementation of the plan, as well as ensure that all data and information is reported to the appropriate local agencies.

### **1.2     SCOPE**

The Green Handle Farm's Air Quality Management Plan is as follows:

- Identifying equipment and activities which may cause odor, contaminants, or other air quality nuisance.
- Establishing responsible parties and best management practices if nuisance complaints occur.
- Mitigating the amount of air pollution and particulates that are generated and emitted during the build-out and expansion of Green Handle Farm's cultivation site.
- Minimizing employee exposure to contaminants and particulates that may be harmful to their health, including areas where cannabis plant may be dried, cured, trimmed, packaged, or handled.
- All employees are required to follow the procedures outlined in this plan.

### **1.3     OVERVIEW**

Green Handle Farms will cultivate cannabis using organic methods and preventative pest management strategies along with predator insect defense introduction, and therefore we anticipate generating a minimal amount of air pollution or particulates that may pose any risk of harm to environment and/or any individual working at or near the cultivation site. Green Handle Farms cultivation site is located off Big Valley Road in Kelseyville, CA. The proposed cultivation site will comply to all reasonable complaints filed by our neighbors within 1000 ft. of the proposed site. Green Handle Farms would like to plant mint, peppermint, rosemary, thyme, basil, and onions around the perimeter of the proposed cultivation site to counteract the smell during the most fragrant part of the year from September to October. If there is an odor complaint Green Handle Farms will respond immediately with a phone call and immediate attention to the complaint filed.

### **1.4     ROLES AND RESPONSIBILITIES**

Garth Markson, Director of Cultivation will be personally responsible for responding to any complaints by neighbors.

Green Handle Farm will supply neighboring landowners with the personal contact information for Garth Markson. See neighbor letter in Attachment A.

## **1.5 MINIMIZING ODOR, AIR POLLUTION AND PARTICULATES**

Green Handle Farm anticipates the following sources to be the most significant emitters of odor, air pollutants and particulates. However, we do not anticipate any single source or combined sources to be harmful or detrimental to the neighboring residences or the air quality of Lake County. Green Handle Farm shall add a Davis weather station to accurately assess what direction the wind is carrying the smell.

Sources/Activities:

- Dust from dirt road and cultivation soil from site.
- Emission from generator, gas powered tractor, woodchipper, and other equipment.
- Odor from processing facility and cultivation site.

### ***DUST FROM DIRT ROAD (BMPs)***

Green Handle Farm understands that unpaved roads can be a potential source of air pollutants. This problem generally occurs during the dry season from May through October. Green Handle Farm will have BMPs in place to mitigate particulate matter from entering the air from vehicles of visitors or employees. The property road will be well maintained and monitored regularly for quality of its surfacing. Possible mitigation measures for reducing particulate matter produced by dirt road travel includes, but is not limited to as follow:

- Hiring a water truck as needed to wet the road surface and reduce particulate generation.
- Maintaining the surface of the road; or as needed to reduce particulate matter.
- Reducing the amount of travel on dirt roads through efficient management and enforcing strict speed limits on all roads on property.
- Consolidate activities like solid waste removal and supply deliveries to as few per possible per week.

### ***DUST GENERATION FROM SITE (BMPs)***

Green Handle Farm understands that there is potential for the generation of particulate matter during soil disturbance activities. The following best management practices will be employed to reduce this risk:

- Establish a full, year-round ground cover within the cultivation site to limit particulate generation during work activities.

- Limit soil disturbance activities to periods when enough moisture is present in the soil to limit particulate generation.
- The actual cultivation site will be mulched or planted into cover crop as soon as possible after any activities that disturb the surface of the soil.

#### ***EMMISSION FROM TRACTOR AND OTHER EQUIPMENT (BMPs)***

Green Handle Farm expects to use the following equipment, which could impact air quality, for cannabis cultivation related activities:

- Gas powered weed walker
- Gas powered Generator
- Gas powered lawnmower

To mitigate potential effects on air quality from the named farm equipment, Green Handle Farm will ensure that this equipment used on a minimal basis and all equipment is properly maintained to ensure efficient operation.

#### ***ODOR FROM PROCESSING FACILITY(BMPs)***

In rooms where cannabis is handled, dried, cured and generally processed, the atmosphere will be scrubbed using in-line fans that have been coupled to filters that contain activated carbon. Activated carbon is the cannabis industry standard for the elimination of cannabis odor. Additional HEPA filters will be installed and used to eliminate harmful bacteria and particulates.

Green Handle Farm will log and maintain accurate records, repairs and replacements of the ventilation and odor mitigation systems and will retain records.

#### ***POINT SOURCE CONTROL MANAGEMENT***

No materials will be used such as paints, composite wood, adhesives, and sealants that have the potential for significant emissions. Construction areas if any will be isolated to prevent contaminating non-construction areas.

### **1.6 ODOR COMPLAINT OR NUISANCE MANAGEMENT (BMPs)**

Garth Markson will be designated as the responsible party for odor complaints. He will be trained to take the following steps in response to an odor complaint.

- Should an odor complaint be received, he will respond as soon as possible or within 12 hours of receiving the complaint to discuss the issue, recording time, date and person affected; and then will immediately stop



all activities that may cause the odor.

- If he believes that the odor drift was caused by the wind, he will stop operations for one hour until the odor dissipates or until the direction of the wind changes, at which point he will restart operations.
- If the complaint occurs for a second time in a period of 8 hours, he will halt operations for the day. In the case that the odor is the result of the receiving or storage of compost, Green Handle Farm will follow the following practices:
  - Consider blanketing the compost with non-odiferous material.
  - Expedite the receiving process

#### ***ADDITIONAL ODOR MITIGATION PRACTICES FOR OUTDOOR CULTIVATION***

- Planting hedge rows of native flowering shrubs with coinciding flowering cycles to cannabis, if necessary.
- Development of misting system which serves to increase ambient humidity in the cultivation site and reduce offsite odor drift.

Green Handle Farm will monitor and document the performance of the Air Quality Management Plan implemented at the premises.

On an annual basis, Green Handle Farm will review all documentation pertaining to the performance of the Air Quality Management Plan as to determine if the risk of nuisance odors is within acceptable tolerances or ranges; or can be mitigated further by implementing new best management practices.

### **1.7 REPORTING PERFORMANCE OF AQMP**

All data and information will be made available to Lake County Community Development Staff, and the Lake County Air Quality Management District as required or upon request.

### **1.8 ONGOING REVIEW**

Director of Cultivation, Garth Markson, will review all procedures in the AQMP once a year, or as needed; and he will take action to ensure full compliance with local, state, and federal regulations that pertain to air quality.

## **Section 2 Cultural Resources**

---

Green Handle Farm is applying for a Commercial Cannabis Cultivation M Type 1C & 3B Lake County, California and as such will adopt a Cultural Resources Plan.

### **2.1 PURPOSE**

The Cultural Resources Plan (CRP) is intended to protect the cultural, historical, archaeological, and paleontological resources on the lot of record where the permitted activity is located.

In-line with the goals of Lake County, Green Handle Farm's CRP includes measures to monitor and evaluate the performance of the plan, as well as ensure that all data and information is reported or available upon request.

### **2.2 SCOPE**

Green Handle Farm CRP focuses on the following: Description of the procedure if cultural, historical, archaeological, or paleontological resources are found on property. All employees are required to follow the procedures outlined in this plan. Any deviations from this plan must be immediately brought to the attention of Garth Markson, Direction of Cultivation.

### **2.3 OVERVIEW**

There were letters sent out to all the local reservations and tribes associated with this location. There was no record of any archeological resources found on the parcel including the proposed cultivation area.

### **2.4 IF CULTURAL RESOURCES ARE DISCOVERED (BMPS)**

All activities will be temporarily ceased.

- Contact will be made with qualified archeologist.

Green Handle Farm does not expect any expansion to the cultivation site; however, before any expansion of current site or development of property is commenced, a revised property management plan and site plan will be submitted to the appropriate jurisdictions by Garth Markson, Director of Cultivation.

## **Section 3      Energy Usage**

---

Green Handle Farm is applying for a Commercial Cannabis Cultivation M Type 1C & 3B in Lake County, California. Upon receiving permits from Lake County, CA, Green Handle Farm will implement this Energy Plan.

### **3.1      PURPOSE**

Green Handle Farm has identified energy management strategies and technology that will reduce the carbon footprint generated from the cultivation of cannabis. The purpose of the Energy Management Plan (EMP) is to outline objectives and goals for Green Handle Farm to achieve and identify key strategies and operational procedures that will reduce energy use and consumption.

Green Handle Farm's Energy Management Plan includes measures to monitor and evaluate the performance of the plan, as well as ensure that all data and information is reported to Lake County and the proper local agencies.

### **3.2      SCOPE**

The Green Handle Farm Energy Management Plan focuses on the following:

- Monitoring of energy consumption.
- Establishing a benchmark for performance and efficiency.
- Setting goals for alternative energy and reduction of energy.

### **3.3      OVERVIEW**

The EMP applies to all operations performed at Green Handle Farm's cultivation site and that consume energy resources. This includes the usage of all machinery used during the cultivation process of cannabis.

The primary goal and objective for the EMP is to establish reliable baseline metrics and benchmark standards for the performance and efficiency of Green Handle Farm's cultivation site. The Energy Management Plan will track the consumption of:

- Electricity.
- Gasoline and Diesel Fuel.
- All employees are required to follow the procedures outlined in this plan. Any deviations from this plan must be immediately brought to the attention of Garth Markson, Director of Cultivation.

### 3.4 ENERGY CALCULATION

The following is energy calculation for the proposed permits:

Appliance	Number in Use	Watts/Unit	Hrs/Day	Total Watts/Day
Television	1	100	4	400.00
LED Lights	6	240	18	25,920.00
Tool Charger	3	100	4	1,200.00
Computers	1	120	5	600.00
Florescent Tubes	0	34	18	-
Fans	26	100	4	10,400.00
Vacuum	1	650	0.5	325.00
Wireless Router	1	7	24	168.00
Coffee Maker	1	1500	0.5	750.00
Phone Charger	1	5	10	50.00
<b>Subtotal</b>				<b>39,813.00</b>

**KWh/Day 39.81**

**KWh/Month 1,194.39**

### GREEN HOUSE ENERGY CALCULATIONS

The California Building Code calculations will be provided by the greenhouse manufacturer and will be project specific. The greenhouses will have a total of 6 LED light fixtures for cultivation. The greenhouses will be powered by grid power. Generator will be onsite as supplementary power during inclement weather. For more information and energy calculations please refer to Appendix B.

### 3.5 ENERGY (BMPS)

Green Handle Farm will implement the following best management practices:

- Provide employees with guidelines for efficient practices.
- Minimize use and turn off lights and unnecessary electronics.
- Conduct annual employee energy efficiency training.
- Use energy efficiency features in all technology.
- Aim for new construction to be net zero energy.
- Non-peak use of pumps, motors, and other energy sources.
- Build shading for buildings and other facilities to reduce load.

**ENERGY MANAGEMENT (BMPs)** To develop and implement an effective Energy Management Plan, Green Handle Farm will:

- Have an energy assessment conducted by local utility service providers.

- Log and maintain electricity and natural gas bills for five years.
- Log and maintain fuel consumption annually.
- Establish goals for energy conservation.
- Maintain accurate recordkeeping as to the cultivation/production.
- Make records and all data available.
- Adjust strategies as needed to meet energy conservation goals.

### ***ALTERNATIVE ENERGY***

Green Handle Farm will rely on overhead a generator for energy usage with supplemental generators and eventually move to solar power. The project will have backup generators for when solar power is insufficient or in case of an emergency. Any petroleum product stored on site will be within a locked storage shed and have all preventative spill catchment features in place.

### ***ENERGY CONSERVATION MEASURES***

Due to global climate change increasing the concern for public health and environmental impact, California has enacted laws to offset greenhouse gas emissions. As recommended by the Department's Literature Review on the Impacts of Cannabis Cultivation, the cultivator is required to show evidence of carbon offsets. Green Handle Farms will follow CCR Title 3, Division 8, Chapter 1, Section 8305.

## **3.6 MONITORING AND BENCHMARKING PERFORMANCE OF EMP**

Green Handle Farm is committed to benchmarking and reducing energy consumption relative to the site's expansion and annual consumption goals. To set a benchmark, analysis will be performed on the following:

- Machinery required for the cultivation of and their efficiency.
- Energy saving alternatives to machinery.
- Operational procedures.

## **3.7 REPORTING PERFORMANCE OF EMP**

The result of energy monitoring readings shall be recorded on standard monitoring data forms. All data and information will be reported to Lake County Community Development (CCD; and other interested licensing or regulatory agencies).

## **Section 4 Fertilizer Usage**

---

Green Handle Farm is applying for a Commercial Cannabis Cultivation M Type 1C & 3B in Lake County, California, and therefore Green Handle Farm submits this Fertilizer Management Plan.

### **4.1 PURPOSE**

The Fertilizer Management Plan (FMP) provides guidelines for the application of fertilizers, storage of fertilizers during the cultivation and employee training.

Green Handle Farm Fertilizer Plan includes measures to monitor and evaluate the performance of the plan, as well as ensure that all data and information is reported to Lake County and the proper local agencies.

### **4.2 SCOPE**

The Green Handle Farm Fertilizer Management Plan focuses on the following:

- Proper application and consideration of amount applied.
- The timing of applications based on seasonal and climatic conditions and the growth stage of the cannabis crop.
- Proper storage of fertilizers.
- Proper response to fertilizer spills and cleanup.
- All employees are required to follow the procedures outlined in this plan. Any deviations from this plan must be immediately brought to the attention of Garth Markson, Director of Cultivation.

### **4.3 OVERVIEW**

Green Handle Farm approaches soil fertility from an organic and biological perspective. The farm shall use only organic fertilizers. Biologically active soil optimizes plant health, reduces the need for fertilizers, increases plants abilities to fight insect infestation, and reduces irrigation rates overall. Green Handle Farm will require good biologically active compost, and extracts made from compost as the basis for our fertility program. Compost builds healthy soil over time, increasing the infiltration rates of rainwater, and exists in a stable form that produces little runoff. Along with compost, annual soil testing gives a complete view of the mineral balance of the soil. Amendments are added in the spring to adjust mineral balance for the growing season.

To limit infiltration and water quality degradation, Green Handle Farm will irrigate and apply fertilizer consistent with the proper agronomic rate. All application will be at rates that are reasonable for crop, soil, climate, special local situations, management system and type of fertilizer.

All fertilizers will be stored in their original package and may only be used in strict accordance with the product

label requirements including, but not limited to directions pertaining to application, storage and disposal of the fertilizer product. Data safety sheets for all fertilizers will be maintained always.

#### **4.4 FERTILIZER APPLICATION (BMPS)**

The following are best management practices used in application:

- Plant cover crop to boost soil fertility and protect from storm events.
- Follow the manufacturer's suggested application rates.
- Contain any spills immediately.
- Prevent off-site drift with hedges or fencing.
- Do not spray directly on surface water to allow fertilizers to drift to surface water spray only when wind is blowing away from surface water.
- Install buffer strips, bio-swales, or vegetation downslope of cultivation site to filter runoff of chemicals from irrigation.
- Implement Integrated Pest Management practices to avoid the need for pest control.
- The use of fertilizer shall not occur within 100 feet of any spring, top of bank of any creek or seasonal stream, edge of lake, delineated wetland, or vernal pool.

#### **4.5 FERTILIZER STORAGE (BMPS)**

The following are best management practices used in storage:

- Ensure fertilizers are properly labeled and stored to avoid contamination through erosion, leakage, or inadvertent damage from rodents, pests, or wildlife.
- Establish and use a separate storage area for fertilizers.
- Ensure all such storage areas shall comply with the riparian setback requirements, be in a secured location in compliance with label instructions, be located outside of areas of known slope instability, and be protected from accidental ignition, weather, and wildlife.
- Ensure storage areas have appropriate secondary containment structures to protect water quality and prevent spillage, mixing, discharge, or seepage.
- Store any chemicals in a secure building or shed to prevent access by wildlife.
- Store all products that impact water quality in a manner that does not allow for runoff to surface waters.
- Segregate acids from bases; segregate inorganic oxidizing acids (e.g., nitric acid) from organic acids (e.g., acetic acid), flammables, and combustibles.
- Segregate acids from water reactive metals such as sodium, potassium, and magnesium.

- Store corrosives on lower shelves at least below eye level and in compatible secondary containers and will not store corrosives on metal shelves.
- Store dry powder and granular fertilizers in moisture-proof plastic tubs or containers.

Green Handle Farm will maintain an accurate log of all fertilizers to be used for the cultivation of cannabis. The log will detail the date, fertilizer type, amounts applied, method, the operator applying, and any additional inputs or amendments to the soil.

#### **4.6 EVALUATING PERFORMANCE OF FMP**

We will evaluate the yields for each batch and harvest of cannabis cultivated against the fertilizer inputs, benchmarks will include:

- Overall dry flower yield per strain, per square foot of canopy.
- Potency for each batch of crop of cannabis cultivated.
- The quantity of amendments or additional inputs used during cultivation.
- Environmental conditions during the flowering phase of plant development.

#### **4.7 EMPLOYEE TRAINING**

Green Handle Farm will ensure all employees and managers are trained to adhere to the following best management practices at the cultivation facility. Each employee will be trained on the following:

- Acute, chronic, and delayed effects of fertilizers.
- Routes by which fertilizers can be absorbed by the body.
- Emergency first aid for fertilizer overexposure.
- How to access emergency medical care.
- Decontamination procedures.
- Spill cleanup.
- Importance of showering with soap and warm water.
- Compliant use of fertilizers.
- How to use Personal Protective Equipment.
- Heat illness prevention, recognition, and first aid.
- Safety requirements and procedures for handling, storing, transporting, and disposing.
- Warning against taking fertilizers and/or fertilizer containers home.
- Triple Rinsing.
- Proper disposal practices.
- All necessary personal protective equipment will be available, clean, and properly stored.



- Fertilizer application equipment shall be properly calibrated.
- Fertilizer wastes shall not be disposed of on the ground, into or near water, or into storm drains, or septic tanks.
- Fertilizer containers, including empties, will not be left unattended, handled, emptied, stored or disposed of in a way that would create a hazard for people animals including bees, food, feed, crops or property.

***FERTILIZERS TO BE USED:***

Green Handle Farm will be Organic Certified. Green Handle farm will only amend the organic bulk soil.

*Our Added Amendments to Soil:*

- Peat Moss
- Worm castings
- Kelp meal
- Neem cake
- Crustacean meal
- Oyster flour
- Glacial rock dust
- Basalt
- Gypsum

#### **4.8 REVIEW**

Director of Cultivation, Garth Markson, will review all procedures in the Fertilizer Management Plan once a year and will take action to ensure full compliance with local, state, and federal regulations that pertain to the usage of fertilizers.

## **Section 5 Fish and Wildlife Protection**

---

Green Handle Farm is applying for a Commercial Cannabis Cultivation M Type 1C & 3B in Lake County, California, and therefore implements the following Fish and Wildlife Management Plan.

### **5.1 PURPOSE**

The Fish and Wildlife Plan has been designed to minimize any adverse impact on fish and wildlife and to ensure that the cultivation site and operations performed on site by Green Handle Farm is in no way destructive to the local habitat.

### **5.2 SCOPE**

The Green Handle Farm Fish and Wildlife Management (FWMP) plan focuses on:

- A description of fish and wildlife that live on, or seasonally inhabit the lot of record.
- A description of the habitats found on the lot of record.
- Description of the watershed found on the lot of record.
- Methods to minimize adverse impact on the fish and wildlife. All employees are required to follow the procedures outlined in this plan.

### **5.3 OVERVIEW**

The parcel is approximately 9.56 and 28.89 acres of forested land containing primarily grassy vegetation. Green Handle Farms minimizes impacts on fish and wildlife by removing dead trees and applying an erosion control plan by hydroseeding with an erosion mix that consists of Organic Balansa Clover, Rose Clover, Crimson Clover, Blando Brome, and Annual Ryegrass. Our erosion control methods consist of wattles, weed-free rice straw, rip rap rock in all drainage and rock check dams.

### **5.4 HABITATS ON LOT OF RECORD**

Refer to biological report done.

### **5.5 WATERSHED DESCRIPTION**

Green Handle Farms is in the Lower Sacramento River Watershed. The cultivation site is greater than 150 feet from the class I water course on the property.

### **5.6 IMPACT MITIGATION STRATEGIES**

Green Handle Farm will use the following strategies to maintain our current standing and minimize any future impact on fish and wildlife:

- Be aware of wildlife mating, nesting and migration patterns on property and schedule any construction

projects accordingly.

- Survey the areas of impact no more than three days prior to impact or removal.
- If work is to be conducted within the breeding season for nesting, a nesting bird survey should take place at least once before any vegetation disturbance or removal take place.
- Protect any active nests with a 50 to 100-foot buffer (species dependent) or exclusion area until the nest is no longer active.
- Perform fueling and maintenance of vehicles and equipment where absorbent spills and clean-up materials as well as spill kits are available, and such materials should be disposed of properly after use.
- Green Handle Farm shall not disturb aquatic or riparian habitats, such as pools, spawning sites, large wood, or shading vegetation, unless authorized under a CWA section 404 permit, CWA section 401 certification, Regional Water Board WDRs (when applicable), or a CDFW LSA Agreement.
- Green Handle Farm shall maintain existing, naturally occurring, riparian vegetative cover (e.g., trees, shrubs, and grasses) in aquatic habitat areas to the maximum extent possible to maintain riparian areas for stream bank stabilization, erosion control, stream shading and temperature control, sediment and chemical filtration, aquatic life support, wildlife support, and to minimize waste discharge.

## **5.7 EVALUATING PERFORMANCE OF FWMP**

To evaluate the effectiveness of the FWMP, Green Handle Farm will monitor and log water quality monthly and perform a biological assessment of the property every two years or in the case of site expansion. Biological assessment reports and water quality logs will determine if conservation strategies are successful or if changes needed to be applied. Professional services will be rendered for biological assessments if necessary.

## **5.8 REPORTING PERFORMANCE OF FWMP**

All data collected by Green Handle Farm for the purposes of conservation will be shared and reported to Lake County officials, as well as to the appropriate agency if requested:

- California Department of Fish and Wildlife
- California State Water Resources Control Board
- California Division of Water Rights.
- Garth Markson will review all procedures in the Fish and Wildlife Plan once a year. To ensure full compliance with local, state, and federal regulations that pertain to the conservation of the habitat and the species of wildlife it sustains. Green Handle Farm has received the following certification(s):
  - Enrolled in Tier 1, Low Risk of the Central Valley Regional Water Quality Control Boards Cannabis Wastewater Discharge Program.

Conservational targets, strategies and goals are with those that have been determined by the following conservational acts and programs, but not limited to as follows:

- California Endangered Species Act
- California Environmental Quality Act
- Clean Water Act
- CDFA's CalCannabis Cultivation Licensing Program
- State Water Board's Cannabis General Waste Discharge Requirements for Discharges of Waste Associated with Cannabis Cultivation Activities (Cannabis General Order) or any Waste Discharge Requirements addressing cannabis cultivation activities adopted by a Regional Water Quality Control Board (Regional Water Board)
- State Water Board's General Water Quality Certification for Cannabis Cultivation Activities (Cannabis General Water Quality Certification)
- State Water Board's Cannabis Small Irrigation Use Registration (Cannabis SIUR)
- State Water Board's Water Rights Permitting and Licensing Program. The following agencies and policies were consulted in preparation of this Biological Assessment.
- California Department of Fish and Wildlife (CDFW)
- California Department of Forestry and Fire Protection (CALFIRE)

## **Section 6      Operations Manual**

---

Green Handle Farm is applying for a Commercial Cannabis Cultivation M Type 1C & 3B in Lake County, California; and as such proposes the following Operational Manual.

### **6.1      PURPOSE**

The Operations Manual is designed to outline the operating procedures of the commercial cannabis cultivation site to ensure compliance with the use permit, protect the public health, safety, and welfare, as well as the natural environment of Lake County.

### **6.2      SCOPE**

The Green Handle Farm Operational Manual focuses on:

- Authorization for the County, its agents, and employees to verify all information in the use permit.
- A description of staff screening process.
- Hours and day of operations.
- Measures taken to minimize carbon footprint.
- Chemicals stored and used on site.
- All employees are required to follow the procedures outlined in this plan.

### **6.3      AUTHORIZATION TO VERIFY**

Green Handle Farm authorizes Lake County agents and employees to seek verification of the information contained within the development permit or use permit applications, the Operations Manual, and the Operating Standards at any time before or after development or use permits are issued.

### **6.4      STAFF SCREENING**

All Green Handle Farm employees will be required to submit fingerprints for a Live Scan criminal history search to be administered but the Lake County Sheriff's Department. Potential employee's must be approved by the LCSD to submit an application for employment. Prospective employees will be asked to submit a formal resume for review which includes education and work history, a statement as to why the employee would like to work for Green Handle Farm, three professional references, and three personal references. Prospective employees whose applications and references have been approved will be granted a formal interview by Garth Markson. Meeting will include presentation on general job description, responsibilities, pay scale, schedule, operating procedures, and additional company benefits. Employees will be notified within seven business days as to whether they will be hired. Green Handle Farm will use an online payroll platform or vendor such as PayChex or Wurk which provides cannabis companies compliance support from the interview to paycheck and taxes. We will use this system to track prospective employees, pay salaries; and save relevant information including background check results.

## **6.5 FACILITY OPERATION HOURS**

Monday-Saturday 7am-7pm. Facility will be open to authorized staff, deliveries, and pickups. Facility will be closed to the public.

## **6.6 FACILITY CARBON FOOTPRINT**

Green Handle Farm recognizes that the most sustainable source of power is the sun, and is committed to growing sun grown cannabis, with as little supplemental lighting as possible. Efforts will be made to minimize the use of fossil fuels through adaptation of green technologies, and equipment used that produce emissions will be regularly maintained and adhere to all applicable emissions standards.

## **6.7 CHEMICAL STORAGE AND EFFLUENT**

Green Handle Farm uses Organic farming practices. Organic farming means that no chemical products are allowed for use in the cannabis facility, and no such chemicals will be stored on site. Nontoxic alternatives to conventional cleaning products and building materials will be sourced and used whenever possible. The facility may use small volumes of chemical sanitation products to maintain a sterile work environment inside the facility. These chemicals will be stored in the manner and location described in the Hazardous Waste Plan. No effluent is expected to be produced at the facility.

## **6.8 SITE MAINTENANCE PROTOCOL**

When not in use, all Green Handle Farm equipment, will be stored in the proper designated area upon completion of the task required. Employees will conduct a daily scan of the site to ensure all materials used during the workday have been return to designated storage area in an organized fashion. Any refuse created during the workday will be placed in the proper waste disposal receptacle at the end of each shift, or at a minimum at the completion of the assigned task. Any refuse which poses a risk for contamination or personal injury shall be disposed of immediately. While Green Handle Farm allows grasses and cover crops to grow tall during the rainy season as a soil building technique, when spring seasonal work begins, site will be mowed and trimmed to ensure safe and sanitary working conditions.

Roads, parking areas, and yards shall be maintained at all times to prevent particulate generation and potential illicit discharges of storm water. Adequate drainage features will be installed at the time of construction and dirt surface will be maintained as needed. Rolling dips, out sloping and vegetated swales will be used as potential drainage features if the cultivation site shows signs of poor drainage. If swales are used, infiltration basins will be added to avoid storm water discharge.

The gradual slope of the proposed cultivation site makes it unlikely that the site will require specialized drainage features. Vegetated ground cover will be established over the entire site as soon as possible, and the site will be surrounded on all sides by a densely vegetated buffer strip capable of absorbing any sheet flow or runoff from the

site. If the site exhibits poor drainage, techniques mentioned above will be developed. If the site requires a wastewater treatment facility, the facility will be designed, constructed, and maintained to ensure sanitary working conditions, eliminate the possibility of contamination, and protect working and consumer safety.

## **6.9 EVALUATING PERFORMANCE AND REPORTING OF THE OPERATIONS MANUAL REVIEW**

Green Handle Farm Director of Cultivation, Garth Markson, will perform a weekly inspection of the cultivation site to ensure the guidelines of the Operations Manual are being carried out successfully, and the notes shall be logged in the Operations Manual, which is to be kept on site. Any poorly performing elements of the system or improper employee conduct will be corrected. If construction of drainage features or construction is required, all necessary permits and approvals will be acquired from the appropriate agency.

## **Section 7      Pest Management**

---

Green Handle Farm is applying for a Commercial Cannabis Cultivation M Type 1C & 3B in Lake County, California. Green Handle Farm will implement the following Pest Management Plan.

### **7.1      PURPOSE**

The Pest Management Plan (PMP) is designed to ensure that in the use of pesticides, they are used only after monitoring indicates they are needed and used with the goal of removing only the target organism, safely.

Green Handle Farm Pest Management Plan includes measures to monitor and evaluate the performance of the plan, as well as ensure that all data and information is reported to Lake County and the proper local agencies.

### **7.2      SCOPE**

The Green Handle Farm Pest Management Plan focuses on the following:

- Pest prevention, deterrence, and organic techniques.
- Employee training and safety.
- Storage of pesticides.
- Monitoring the effectiveness of the plan as well as reporting data to Lake County officials and the appropriate local agencies All employees are required to follow the procedures outlined in this plan.

### **7.3      OVERVIEW**

Green Handle Farm will be a pesticide-free farm. We use an integrated ecosystem focused strategy that focuses on long-term prevention of pests and damage through a combination of techniques such as biological control, habitat manipulation, modification of cultural practices, and use of resistant varieties. Instead of utilizing chemical pesticides, Green Handle Farm will implement proactive systems using beneficial insects to target specifically selected species, neem oil spray as well as daily pest scouting to ensure production of the cleanest, purest, high-quality cannabis.

### **7.4      PEST DETERRENCE**

Green Handle Farm practices the following techniques to minimize pest infestations:

- Minimizing dust
- Releasing predatory mites
- Hanging yellow sticky cards.
- Removing any infested plant material
- The use of companion plants and other trap crops
- Using reflective mulches if necessary,



Green Handle Farm will use organic pesticides including but not limited to:

- Neem oil
- Insecticidal soaps

**PESTICIDE USAGE (BMPs)** In the case, all preferred methods of pesticide prevention and eradication have proven unsuccessful, the following are best management practices for pesticide use at Green Handle Farm:

- Pesticides shall be applied only when pollinators are not present.
- Follow all labels and directions before, during and after the use of pesticides.
- Do not over apply pesticides.
- Pesticides are prepared and loaded on an impermeable pad at least 100 feet away from surface water bodies.
- Do not apply pesticides when pollinators are present.
- Do not spray directly into surface water and only spray when wind is blowing away from surface water bodies.
- When possible, use naturally insecticidal plants around or throughout a grow to repel a variety of flying insects and pests.
- The use of pesticides shall not be located within 100 feet of any spring, top of bank of any creek or seasonal stream, edge of lake, delineated wetland, or vernal pool.
- If there is a spill or accidental discharge in or on any waters of the site, immediately notify the Office of Emergency Services so that the local health officer can decide what actions, if any, may need to be taken to protect public safety - HAZMAT SPILL NOTIFICATIONS 1 (800) 852-7550 or (916) 845-8911

## **7.5 WORKER PROTECTION (BMPS)**

In the case of pesticide use, Green Handle Farm shall follow the EPA's Agricultural Workers Protection Standard by:

- Providing protections to workers and handlers from potential pesticide exposure.
- Providing training on the safe use of pesticides.
- Providing training on how to avoid exposures to pesticides.
- Training to identify pesticides exposure symptoms and how to respond and manage exposures to pesticides if they occur.

## **Section 8      Security**

---

Green Handle Farm is applying for a Commercial Cannabis Cultivation M Type 1C & 3B in Lake County, California. Upon receiving receipt of this permit Green Handle Farm will implement the following Security Management Plan.

### **8.1      PURPOSE**

The purpose of the Security Management Plan (SMP) is to minimize criminal activity, provide for safe and secure working environments, protect private property, and prevent damage to the environment.

Green Handle Farm's Security Management Plan includes measures to monitor and evaluate the performance of the plan, as well as ensure that all data and information is reported to Lake County and the proper local agencies.

### **8.2      SCOPE**

Green Handle Farm Security Management Plan focuses on the following: A description of security measures to prevent access to unauthorized personnel and protect employees including fences, sign-in/sign-out procedures, locks and alarms. A description of security measures to prevent theft or loss of cannabis and cannabis products.

All employees are required to follow the procedures outlined in this plan.

### **8.3      OVERVIEW**

Green Handle Farm's Security Management Plan includes best management practices that have been established in the cannabis industry and that pertain specifically to the safe and secure operation of a cultivation site, as well as the secure storage of all cannabis and cannabis products.

The Security Management Plan is also compliant with the Emergency Regulations for Cannabis Cultivation, authored by CalCannabis, as well as the regulations established by the California Department of Public Health for state-licensed cannabis businesses.

Green Handle Farm will have security to minimize criminal activity, provide for safe and secure working environments, protect private property, and to prevent damage to the environment. The Applicant shall provide adequate security on the premises, as approved by the Sheriff and pursuant to this section, including lighting and alarms, to ensure the safety of persons and to protect the premises from theft.

### **8.4      SECURITY (BMPS)**

The driveway to the property has a locked gate at the entrance and there are other lockable gates at the site.

There will be no signage with the business name or signage that could otherwise be discerned by the public to indicate cannabis cultivation activities. The security camera system will record activities within the cultivation site

and immediately outside of the site 24 hours per day, 7 days per week.

The security camera system will allow for remote monitoring and maintains records for 30 days minimum. All cultivation operations are performed within an enclosed site, secured with commercial grade locks. The site is located on a property with permanent residence and will be occupied by a designated employee daily and nightly.

## **8.5 ONSITE SECURITY**

The Cultivation Site will be protected by an 6' chain link fence with mesh and with cemented wood posts on 8' intervals. All terminal posts will be set in concrete. The site will be screened from public view. The entrance to the site will always be secured by a gate and remain locked by a commercial lock when no staff is present.

The site will also feature a video monitoring system with full view of the cultivation area, infrared capability, motion sensors to alert management of intruders, and the ability to address potential intruders via loudspeakers built into the video monitoring equipment.

## **8.6 SUSPICIONS ACTIVITY PROTOCOL**

All suspicious activity will be recorded via security cameras. If law enforcement is required, the designated Green Handle Farm employee will notify the Lake County Sheriff's Department, and other agencies as appropriate and quickly as possible. The designated employee will then file a suspicious activity report, noting the time and date of the activity and keep record in a secured room on site.

If suspicious activity could result in injury or death of employee or employees, all employees will be evacuated from the premise until activity is controlled or intruder is captured.

If the suspicious activity is believed to be from an employee of Green Handle Farm, Garth Markson will review all security tapes which record areas where suspicious activity may have occurred. If tapes show suspicious activity was perpetrated by an employee, the employee will be asked to leave the premise and relinquish badge and access to the property. If security personnel are necessary on site for the removal of the employee, they will be notified.

If suspicious activity is believed to be conducted by a visitor, designated employee(s) will review the tapes and notify the visitor of our findings. Depending on the severity of the activity, law enforcement will be notified, and charges will be filed against the individual or party. The person or party will no longer be allowed on property.

**Breach Procedures (BMPs):** Property Breach: if an unauthorized individual gains access to the property, local law enforcement will be notified immediately. Garth Markson or the designated employee will determine if it is necessary to cease operations; and if necessary, notifications will be sent to all employees who will enter nearest operational room and will lock doors and turn off lights; when determined safe, Garth Markson or the designated

employee will notify all employees.

**Digital Breach:** Garth Markson will immediately assess any damages and losses incurred from the event and will determine an operational recovery timeline; and will investigate all digital records, data and systems to ensure that no cyber-theft or damage has occurred and investigate all cloud-based backups to ensure that no damage has occurred.

## **8.7 VISITOR LOG REQUIREMENTS**

Green Handle Farm will maintain an employee and visitor arrival and departure log, which contains, the name of the visitor, date and time of arrival and departure, and the purpose of the visit. All logs will be kept in a secured office only accessible by Green Handle Farm management team, in particular Garth Markson.

## **8.8 THEFT AND LOSS PREVENTION (BMPS)**

Green Handle Farm employees and visitors will be always under video surveillance. All cannabis will be stored in a locked, secure room, accessible only to farm management. Other anti-diversion methods include:

Supervising tasks or processes with high potential for diversion (including the loading and unloading of cannabis transportation vehicles). Providing designated areas in which personnel may store and access personal items. No visitors will be allowed to the facility, except for local and state agency representatives authorized to act on their behalf. Only employees with scheduled shifts may enter the property; and each employee will be required to check-in properly.

Additional surveillance cameras will, additionally, be installed in areas used for employee parking in or around the cultivation site. All employees will be trained to identify suspicious activity and suspect individuals loitering around the property.

Only Green Handle Farm management team will be allowed to access the vault or storage for any harvested cannabis. Surveillance cameras will be installed throughout the secure storage areas, including each point of ingress/egress as to capture facial details, and allow for facial recognition as well as in all rooms where cannabis is handled.

All cannabis will be weighed, documented, and logged at each stage of the processing phase, which includes drying, trimming and curing. Each plant and batch of cannabis cultivated will be properly tagged and assigned a unique identification number (UID). In addition to Track-and-Trace, an inventory tracking system will be established to prevent diversion. At the end of each day, Director of Cultivation, Garth Markson will inspect secured rooms and record inventory on a log. All in/outs of inventory will be recorded on a log, as well. These logs will be kept in secured room with extremely limited access.

### ***EMPLOYEE VETTING – LOSS PREVENTION***

Green Handle Farm will conduct extensive background checks of all employees hired on a full- time or seasonal basis to ensure they are in good standing with the law and do not have a previous history of theft, violence, or major offenses. All employees and managers are provided a badge or ID issued by Green Handle Farm with required information to be worn when in restricted on areas on the farm. Information includes Green Handle Farm’s name and license numbers, employees first and last name, and a color 2 inch by 2-inch photograph that shows the employees face.

All employees must always wear their approved Employee Photo ID Badge while at the cultivation site. No access to operational areas of the facility will be allowed to any employee not in possession of or wearing their ID Badge. The badge must be worn above the waist and be always visible.

Any employee who forgets his/her badge should immediately notify a manager to have the shift rescheduled. Only Green Handle Farm management team will be granted access to the secure storage rooms and secure storage vaults located on-site.

### ***RESTRICTED AREAS – LOSS PREVENTION***

The restricted areas include the cultivation site, the processing facilities, on-site office and any area with company records, access to security cameras or information related to Green Handle Farm. All restricted areas and point of entry and exit on the premises are securely locked using commercial-grade locks.

Green Handle Farm prevents the unauthorized entrance into restricted areas within the farm by controlling access to those areas by:

Limiting access to only certain personnel and for the sole purpose of executing their specific job function and duties.

Any person on the premises, except for employees and contractors of the licensee, are always escorted by the licensee or at least one employee of the licensee when in the limited-access areas of the premises.

### ***CHAIN OF CUSTODY (BMPs) – LOSS PREVENTION***

While in transit, raw materials and cannabis products are the most vulnerable. Shipping, receiving and finalizing cannabis transactions present a security threat to Green Handle Farm cultivation facility.

The following practices, therefore, shall be employed:

- All shipments—incoming and/or outgoing—will occur on a scheduled basis. No unscheduled shipments will be received or sent out for delivery.
- Green Handle Farm management team will verify the vendor's identity by requesting government-issued ID and checking information against a manifest of vendor drivers. Green Handle Farm management team will inform site supervisor that a vendor is present and escort the vendor into the facility. All shipments will take place in areas that are covered by video surveillance.
- All outgoing products will be tracked and documented using the Track-And-Trace system.
- All shipments will be verified against the shipping manifest to ensure the accuracy of the items received/being distributed - any discrepancy will result in a cancelled transaction.
- All discrepancies will be reported immediately to a member of Green Handle Farm management team.
- All discrepancies are to be reported to the appropriate law enforcement, local and state agencies.
- In the case of any theft, Green Handle Farm will notify the local law enforcement and/or the state bureau.

## 8.9 VIDEO SURVEILLANCE

The facility will be protected by a 1080-pixel video surveillance recording system that will monitor the entire perimeter and inside of the cultivation site, inside processing facility, the security fence, and all gates and rights-of-way in order to capture all activity in areas where cannabis is handled, tested, cured, processed or stored.

Surveillance will be conducted 24 hours a day, 365 days a year, without interruption. All video surveillance recordings will include a date and time stamp for every recorded frame and are designed to record images in high quality and high resolution to clearly capture revealing facial detail.

**Video Surveillance:** The site will have a complete digital video surveillance system capable at a minimum of 1080 pixel resolution. The surveillance-system storage device or the cameras are transmission control protocol/TCP/capable of being accessed through the internet for remote access 24/7. All areas recorded by the video surveillance system have adequate lighting to allow the surveillance cameras to effectively record images.

Cameras are immobile and will be installed in a manner to prevent tampering. Cameras are placed in a location that allows the camera to clearly record activity occurring within 20 or more feet of all points of entry and exit on the licensed premises and allows for the clear and certain identification of any person and activities in all areas required to be filmed under subsection.

The following areas are recorded:

- Areas where cannabis goods are weighed, packed, stored, quarantined, loaded, and unloaded for transportation, prepared, or moved within the premises.
- Areas where cannabis is destroyed.
- Security rooms.
- Areas storing a surveillance-system storage device with at least one camera recording the access points to the secured surveillance recording area.
- Interiors and exteriors of all entry points of the site and buildings. Cameras record continuously 24 hours per day at 30 frames per second. All interior cameras (if any) will be moisture proof and all exterior cameras will be water- proof, I-66. Cameras with infrared capabilities will be used for the perimeter fencing.
- All cameras will include motion activated sensors. All cameras will have color capability, record digitally and be capable of integrating with door alarms.

In areas with inadequate lighting for the cameras being used, sufficient lighting shall be provided to illuminate the camera's field of vision or night or infrared cameras will be utilized. The physical media or storage device on which surveillance recordings is stored and is secured in a manner to protect the recording from tampering or theft.

Surveillance recordings are kept for a minimum of 30 days and recordings will be kept in a secured room in a controlled environment, separate from the rooms where the computers and monitor system are located.

Videos will be available for inspection by local law enforcement or state bureau employee(s) and can be copied and sent or transferred upon request.

## **8.10 INFORMATION TECHNOLOGY SECURITY (BMPS)**

Green Handle Farm has developed the following contingency measures to ensure the security of digital records and systems that are vital to the operation of the facility. In the event of flood, fire or theft, these contingencies will allow us to resume operations as soon as operationally possible. All digital records and systems that are vital to Green Handle Farm will be backed-up on a weekly basis. The data backup will be stored off-site, on a cloud-based server accessible only to management level employees.

Access to digital records and systems will be highly regulated. No visitors will be allowed in the secure storage areas, operational areas, or any area where digital recordkeeping takes place. Employees will be trained on the importance of maintaining the security of all digital records and systems and will be required to sign a form of acknowledgment testifying that they have been trained, understand and are aware of all digital security measures and all access control policies.

## **8.11 SECURITY PERSONNEL**

If Garth Markson and management deem that outside security personnel are necessary, Green Handle Farm will

engage a local security company for security personnel to provide security services on the premises when an emergency response is necessary. All security personnel hired or contracted by Green Handle Farm comply with Chapters 11.4 and 11.5 of Division 3 of the Business and Professions Code.

## **8.12 REVIEW**

Green Handle Farm will commission an independent annual inspection to evaluate whether the installed equipment should be updated and to review maintenance routines.

Emergency Contact Personnel: Garth Markson 310-429-7354; *email* garthmarkson@gmail.com

# **Section 9 Stormwater Management**

---

Green Handle Farm is applying for a Commercial Cannabis Cultivation M Type 1C & 3B in Lake County, California, and accordingly is implementing the following Storm Water Management Plan.

## **9.1 PURPOSE**

The purpose of the Storm Water Management Plan is to protect the water quality of the Lower Sacramento River Watershed and the storm water management systems managed by Lake County Department of Water Resources.

Green Handle Farm Storm Water Management Plan includes measures to monitor and evaluate the performance of the plan, as well as ensure that all data and information is reported to Lake County and the proper local agencies.

## **9.2 SCOPE**

The Green Handle Farm Storm Water Management Plan focuses on the following: Protecting its water bodies (Class I, II & III water courses) from water quality degradation from activities and uses associated with cannabis cultivation such as use of topsoil, fertilizer, etc.

Green Handle Farm storm water will not discharge to adjacent water bodies or properties. Green Handle Farm will be in compliance with the Lake County Storm Water Management Ordinance, and Grading Ordinance. Green Handle Farm shall utilize best management practices for construction and post-construction activities.

All employees are required to follow the procedures outlined in this plan.

## **9.3 OVERVIEW**

Green Handle Farm prepared a mixed light cultivation site in the least possible impact area for storm water runoff. All diffused stormwater is dispersed with a large enough vegetated buffer to treat runoff. Each site and area of disturbed surface will be seeded, strawed, and have straw wattles in place. The seed protects and stabilizes the soil, the straw slows the water, and the wattles filter out any unwanted contaminants. All diffused surface water shall be slowed by the mulch from the hydroseed and the straw and wattles protecting any receiving water bodies. To



protect the diffused surface water in compliance with section 122.26 the stormwater system of Lake County.

Green Handle Farm recognizes that the protection of surface waters is paramount to the operation of an environmentally friendly cannabis farm. Surface contamination from roads is a problem in Lake County, and other rural communities.

The Green Handle Farm property contains existing roads for the purpose of ingress and egress to the cultivation site. The storm water management plan will address some of the remaining smaller issues that may, under extreme precipitation events, result in distribution of sediment to waterways, to further address chronic issues associated with the existence of roads through best management practices; and to ensure that there is no risk of contamination via fertilizer or chemicals. Green Handle Farm has already eliminated direct storm water impacts from the road system we will continue to reduce potential risk of impacts to surface waters.

#### **9.4 PROTECTING DOWNSTREAM WATER BODIES FROM WATER QUALITY DEGRADATION**

Green Handle Farm will manage storm water by continuing to upgrade the road system, implement measures to prevent potential of contamination from fertilizers and chemicals, implement best management practices, and train personnel about best management practices and emergency waste discharge response.

#### **9.5 TOPSOIL, FERTILIZERS, AND PESTICIDE RISKS**

The cultivation site will include agricultural BMPs, as well as storm water BMPs that help create a healthy, and clean agricultural system. The implementation of an Integrated Pest Management creates an environment where pesticides, herbicides, and fungicides can usually be avoided and so these chemicals are not used on the farm. Not having them present is the first step in ensuring that they cannot contaminate any waterways. Well maintained biologically alive soils aid in plant nutrient uptake. All fertilizers applied are biologically based and organic in nature. Liquid fertilizer, the kind that is most likely to contaminate waterways, will not be used on site. With regard to topsoil, the agricultural BMPs that insure it remains on site include, cover crops, 100% ground cover and mulches, and avoidance of mechanical compaction of the soil.

#### **9.6 ILLIXIT NON-POINT SOURCE DISCHARGE WILL BE ELIMINATED**

Green Handle Farm recognizes that the greatest risk of storm water discharge and potential sediment delivery to receiving waters is often from the dirt surfaced interior road system. The property road system will be maintained to reduce this risk. Green Handle Farm will ensure that drainage features on the existing roads are designed to avoid possible connection to receiving waters, and instead to discharge to vegetated areas for infiltration. If necessary, water bars and rolling dips were installed at appropriate locations to slow the surface flow of storm water runoff and reduce flow to any culverts located on the road system. Green Handle Farm will consider installing 4-6 inches of 1.25 diameter rock to the surface of the road system to further slow road runoff, and capture sediment contained in

the runoff.

For activities related to the cultivation of cannabis, Green Handle Farm intends to cultivate on areas of the property with gradual slope <10%. A year-round groundcover of native and pasture grasses will be maintained over the entire site. Disturbance activities will not be conducted during the wet season, Oct 15 to April 15, and cover crops will be used in the canopy area during the winter.

## **9.7 PUBLIC ROADS**

East Road is a county dedicated public road. The use of this public road to and from the Green Handle Farm property will not result in an impact to downstream hydrologic structures nor the geomorphological features of waters of the state. This is because discharge will not increase and the turbidity of waters that are turbid will decrease due to monitoring, maintenance, and systematic implementation of BMPs. This will result in a net positive impact on downstream hydrologic features, both natural and manmade.

There is no risk of increase in stream discharge from the property because soil infiltration capacity is not being decreased, storm water drainage systems such as ditches release water onto hill slopes where it infiltrates, rather than directly into streams, and there are no stream diversions.

## **9.8 COMPLIANCE WITH THE REQUIREMENTS OF CHAPTER 29, STORMWATER MANAGEMENT ORDINANCE OF THE LAKE COUNTY ORDINANCE**

Green Handle Farm has reviewed the Lake County Storm Water Management Ordinance and finds the project to be in compliance with the ordinance. This project minimizes development, meets Regional Water Quality Control Board requirements, as has been enrolled in the general discharge waiver program since April 2018, and does not require an NPDES storm water management plan or SWPPP.

## **9.9 PROPOSED GRADING**

Any proposed grading at the cultivation site will be done on an area with an average slope of less than 10%. This location is more than 100 feet from surface waters and has a native vegetative buffer strip intact for over 100 feet surrounding the entire garden. Any project grading will utilize all available and required BMP's and commence only once all applicable permits have been acquired.

## **9.10 STORMWATER (BMPS)**

Green Handle Farm will implement a storm water management plan to protect waterways and water bodies from runoff and erosion. The property uses the following design measures and operational tactics to minimize harmful runoff from reaching any waterways or water bodies.

**Site Design Measures (BPMs):** Locate cultivation site more than 100 feet from any spring or top bank. Locate covered storage areas more than 100 feet from any spring or top bank

Minimize compaction of highly permeable soil and use of impervious surfaces. Limit clearing and grading of native vegetation at the site to the minimum area needed to build the project, allow access, and provide fire protection.

Minimize use of impervious surfaces by concentrating development on the least- sensitive portions of the site, while leaving the remaining land in a natural, undisturbed state.

Erosion and Sediment Prevention Methods (BMPs) Hire an experienced, reputable, and licensed operator to conduct operations if heavy equipment is required to develop roads and the grow site. Minimize grading and soil disturbance during grow site development. Native grass seed will be applied outside of the cultivation area to disturbed areas before installation of mats/blankets and wattles. Storm water drainage structures should not discharge onto unstable slopes, earthen fills, or directly to a watercourse. Drainage structures should discharge onto stable areas with straw bales, slash, vegetation, and/or rock riprap. Green Handle Farm will check and maintain erosion control/drainage structures and keep culverts clear of debris. Remove excess soil and other debris and place used material in safe and dry environment. All necessary control structures should be in place and functioning, and all areas of exposed soil because of grading should be stabilized as soon as possible after grading is complete and before any precipitation event that could cause erosion and/or deliver storm water runoff to a water body. Riparian zones will be avoided, and vegetation will be maintained to protect water courses from growing operations.

## **9.11 CONSTRUCTION STORM WATER MANAGEMENT PLAN**

Green Handle Farm does not anticipate any new construction at the cultivation site or on property other than the construction and use of prefabricated storage facilities, fencing and installation of water tanks. However, Green Handle Farm will implement a Low Impact Development (LID) strategy when possible.

Green Handle Farm will implement construction (BMPs)by scheduling construction activities during dry weather and keep grading operations to a minimum during the rainy season.

Protect and establish vegetation to prevent dislodging and transporting of soil. Train and educate construction crews and personnel to better understand the effects of storm water pollution from construction projects and learn ways to prevent or minimize pollution on the job.

Stabilize construction entrances and exits to prevent tracking onto roadways. Protect exposed slopes from erosion through preventative measures such as covering the slopes to avoid contact with storm water by hydroseeding, applying mulch and/or using plastic sheeting. Use brooms and shovels whenever possible to maintain a clean site instead of a hose.

Establish a vehicle storage, maintenance and refueling area to minimize the spread of oil, gas, and engine fluids. The use of oil pans under stationary vehicles will take place. Green Handle Farm will protect drainage inlets from

receiving polluted storm water using filters such as fabrics, gravel bags or straw wattles, and doing a check on a regular basis of the weather forecast and being prepared for rain by having necessary materials onsite before the rainy season.

## **9.12 PARAMETERS AND METHODS OF MONITORING**

Green Handle Farm Annual will report to either the Central Valley Regional Water Quality Control Board or the California State Water Resources Control Board as required, and reporting forms will be made available to the Lake County Community Development Department (CDD).

Storm Water Management plan and notes will be kept on areas needing improvement. Any failing elements within the system that could result in the illicit discharge of storm water will be addressed immediately. Ongoing storm water reporting logs will be made available to the County and/or other regulatory agencies.

## **9.13 REVIEW**

Green Handle Farm will review the Storm Water Management Plan on an annual basis, in conjunction with the review of the Water Uses Management Plan.

## **Section 10 Waste Management**

---

Green Handle Farm is applying for a Commercial Cannabis Cultivation M Type 1C & 3B in Lake County, California. Accordingly, Green Handle Farm will implement the following Waste Management Plan.

### **10.1 PURPOSE**

The Waste Management Plan (WMP) provides guidelines to minimize the generation of waste and for the proper disposal of waste produced during the cultivation and processing of cannabis at Green Handle Farm. The primary objective is to prevent the release of hazardous waste into the environment, minimize the generation of cannabis vegetative waste and dispose of cannabis vegetative waste properly, and manage growing medium and dispose of growing medium properly.

Green Handle Farm's WMP includes measures to monitor and evaluate the performance of the plan, as well as ensure that all data and information is reported to Lake County and the proper local agencies.

### **10.2 SOLID WASTE**

#### ***OVERVIEW***

Green Handle Farm's Solid Waste Management Plan (SWMP) is implemented from seed to storage to sale. In each stage of the business cycle Green Handle Farm will carefully consider the lifecycle and environmental impact of all materials brought on property and used in cultivation and packaging. Reusable, compostable or recycled materials are preferred, and Green Handle Farm will seek to continuously improve efficiencies and reduce volume each year in business.

#### ***SCOPE***

The Green Handle Farm Solid Waste Management Plan focuses on the following: The reduction of solid waste in accordance with the County of Lake and the State of California's conservational goals, in particular bearing in mind the demand that has been placed on the County's local landfill due to the event of recent catastrophic wildfires and residential and commercial structure losses.

The operations of a sustainable solid waste management system to ensure the protection of the environment, streams, riverbeds, wetlands and all habitats surrounding the cultivation premises. Mitigating the amount of solid waste diverted to a landfill. Properly monitoring, evaluating of effectiveness of the plan, and reporting of data to Lake County and the appropriate local agencies

All employees are required to follow the procedures outlined in this plan.

### ***SOURCES OF SOLID WASTE***

We have identified the following items as sources of potential solid waste generated at our facility:

WASTE TYPE	ANNUAL ESTIMATE	PEAK - DAILY ESTIMATE
<b>Paper</b>	182.5 LBS	0.5 LBS
<b>Glass</b>	182.5 LBS	0.25 LBS
<b>Metal</b>	36.5 LBS	0.10 LBS
<b>Electronics</b>	36.5 LBS	0.10 LBS
<b>Plastic</b>	182.5 LBS	0.5 LBS
<b>Organics</b>	275 LBS	0.75 LBS
<b>Inerts</b>	36.5 LBS	0.10 LBS
<b>Household hazardous waste</b>	36.5 LBS	0.10 LBS
<b>Special waste</b>	18.25 LBS	0.05 LBS
<b>Mixed residue</b>	NONE	NONE

### ***SOLID WASTE REDUCTION PLAN***

Green Handle Farm intends to decrease waste by 25% over the first three years of operations and will continue to make efforts to reduce waste a priority. Total volumes are recorded and logged each month as benchmarks for next year's goals.

#### ***SOLID WASTE REDUCTION PLAN (BMPs)***

Green Handle Farm will: Achieve annual rate of waste diversion with a target goal of 90%. Assign and train staff on waste reduction and discuss waste and recycling strategies once per quarter and at the beginning of each phase of the cultivation process with subcontractors and vendors with the goal of reducing solid waste generation. Designate multiple spaces on the property to collect recyclable materials and sort materials into biodegradable, recyclable and non-recyclable receptacles Reuse and recycle materials to divert waste from landfill; and promote conscientious purchasing with the following:

- Consider lifespan of the purchase, utilize warranties and servicing options
- Consider purchases with replaceable parts so they are easy to repair
- Look for products that can easily be reused or recycled or are made from recycled materials
- Check that the products do not contain toxic materials
- Consider products with minimal packaging

Green Handle Farm will purchase farm inputs and materials in bulk using reusable totes and containers and looks for companies that use reusable, compostable; or recyclable packaging while working with logistics vendors to maximize transportation and logistics efficiencies.

Work with packaging vendors who share our waste reduction goals and offer recyclable materials; Design packaging with eco-friendly, reusable and/or recyclable materials; and budget financial resources to waste reduction.

Evaluate waste reduction programs with professionals, annually, and modify as needed to achieve our goal. Manage, track and analyze information for actionable insights and cost savings.

### ***SOLID WASTE COLLECTION***

Green Handle Farm will maintain separate trash enclosures and storage areas for organics, recyclable waste and non-recyclable waste in compliance with Lake County Ordinances. All compostable waste will be composted on site. All non-compostable solid waste will be hauled to a solid waste facility, obtaining record from solid waste facility showing the acceptance of all solid waste, address of facility, the date, the volume or weight.

For onsite collection of waste, Green Handle Farm will place portable waste bins designated for green waste, recyclables and non-recyclables in the most convenient and highly trafficked areas for easy disposal. At the end of each day, all solid waste will be brought to the respective solid waste collection area and stored in a secured bin to prevent wildlife from entering.

Two to four times per month, designated employees will gather all non-compostable solid waste and haul to the Clearlake Landfill and Quackenbush Facilities in Clearlake, CA., using a company truck. Recycling waste will be placed into reusable bins for transport. Non-recyclable waste will be placed in bags. All solid waste will be secured under tarps in transit.

### ***MONITORING AND DOCUMENTING THE GENERATION AND REDUCTION OF SOLID WASTE***

Green Handle Farm will track and calculate, in tons, total waste leaving the property and waste diversion rate monthly. Garth Markson, Director of Cultivation is responsible for recording total weight of recyclable and non-recyclable solid waste removed from the property and records are to be kept for inspection and review in a locked

office.

We will benchmark annual ratio of retail-ready flower products to solid waste generated.

### ***DATA REPORTING***

Green Handle Farm will share all data pertaining to the cost of implementation, success/failure rates of the solid waste plan and any effort taken to mitigate the generation of solid waste to Lake County on a quarterly basis or as requested.

### ***REVIEW***

Garth Markson, Director of Cultivation, will review all procedures in the Solid Waste Management Plan once a year and will take action to ensure full compliance with local, state and federal regulations that pertain to solid waste management.

## **10.3 HAZARDOUS WASTE MANAGEMENT PLAN**

### ***OVERVIEW***

Green Handle Farm's Hazardous Waste Management Plan (HWMP) is designed to identify and evaluate hazards associated with cannabis cultivation at Green Handle Farm. This includes analysis of cultivation, processing, storing and packaging as well as all other activities associated with the production of cannabis on site. The goal of the plan is to determine whether there are existing hazards which require preventative control. Hazards include biological, chemical or physical.

Green Handle Farm does not intend to use or produce any hazardous waste on site.

### ***SCOPE***

The Green Handle Farm Hazardous Waste Management Plan focuses on the following: The identification of all hazards associated with cannabis cultivation, processing and packaging on site. The management, storage and recordkeeping of hazardous materials. Proper clean up and disposal and emergency spill response procedures.

All employees are required to follow the procedures outlined in this plan. Any deviations from this plan must be immediately brought to the attention of Garth Markson, Director of Cultivation at Green Handle Farm.

### ***HAZARD ANALYSIS***

The analysis includes the following: Biological hazards, including microbiological hazards; chemical hazards,



including radiological hazards, pesticide(s) contamination, solvent or other residue, natural toxins, decomposition, unapproved additives, or food allergens. Physical hazards, such as stone, glass, metal fragments, hair or insects.

In the case the preventative controls are recommended, Green Handle Farm will implement those measures before each season.

### ***IDENTIFICATION OF POTENTIAL HAZARDS***

#### Biological Hazards:

Cultivation activities may require the use of biologically active fertilizers. Application of these products will follow all rules for safe pesticide and fertilizer storage and application. All Green Handle Farm employees will be trained in the safe handling of potential biological hazards.

#### Chemical Hazards:

While Green Handle Farm utilizes organic farming, and prioritizes the use of non-hazardous products and materials, there may be a potential for chemical hazards with the use of cleaning products, fuels, and various construction materials. Should Green Handle Farm employees use these products, all will be trained in safe handling and application procedures. All potentially hazardous materials will be stored in a manner to minimize the risk of spillage and contamination, in a secure and clearly marked area.

#### Physical Hazards:

An analysis of the cultivation site produced no evidence of physical hazards. To limit potential future risk, the site will be kept free of rubbish and debris, and employees will wear appropriate protective clothing while working on site.

#### Evaluation:

The most effective strategy to reduce the potential for illness and injury from hazardous wastes is to reduce their use and presence onsite. In the case that hazardous material is stored and used, the following best management practices are followed to reduce risk:

All hazardous materials will be clearly labeled as hazardous and stored in a manner which reduces the risk of spillage and contamination. All employees will be trained in the safe handling and storage protocols for hazardous materials.

All employees will be briefed on the emergency response plan for possible spillage of, or exposure, to hazardous waste, and the location of emergency contacts and response procedures. All hazardous waste will be disposed of properly.

Regarding the product and the cannabis consumer, we will evaluate the following:

- The sanitation conditions of the processing site.
- The operation's transportation and transfer practices.
- Processing procedures.
- Packaging and labelling activities.
- The storage of packaging and/or the finished cannabis.
- Any other relevant factors product

Green Handle Farm intends to only produce pure cannabis flower products for the medical and adult use (commercial) consumer market. No additional ingredients or additives will be used in the processing or packaging process. Licensed distribution companies involved in the transport of Green Handle Farm products will be assessed for the safe and sanitary conditions of their company vehicles used for transport. Products, at the time of transfer and transport will be placed in compliant packaging, and completely sealed from the outside environment in airtight containers.

Green Handle Farm's storage, processing, and packing facility will follow the guidelines set in the USDA's Sanitation Performance Standards Compliance Guide, in order to ensure the highest standards for employee and consumer safety.

### ***MANAGEMENT OF HAZARDOUS WASTE***

Currently there are no RCRA or Non-RCRA hazardous waste located on the premises. Clear plastic totes will be used for the storage of potentially hazardous waste and clearly labeled to display the volume and type of material stored. Containers will be stored in a locked storage area and will only be accessible to authorized staff.

The type of material, date, and time will be entered into a hazardous waste manifest located within the secure storage area and will be stored for five years. When returning material into storage, the type of material, volume used, name of employee, date and time will be entered into the manifest. Storage areas containing hazardous waste will be inspected weekly by Green Handle Farm staff to ensure accurate record keeping and safe storage conditions.

### ***EMERGENCY PROTOCOL – FOR SPILL OR CLEAN UP***

In the case of a spill, the employee shall:

Perform an initial risk assessment from a safe distance, first considering the type of material spilled, volume of spill, potential for fire or airborne vapor; and then immediately contact Garth Markson, and give an initial risk assessment. In the risk of fire, call 911 or the Lower Lake Fire Department, and locate the nearest posted fire extinguisher. If no immediate fire risk is present, employee shall change into appropriate safety gear/equipment and clean up spill immediately. After spill has been cleaned, place material in a secure storage bin to be taken to a hazardous waste recovery facility along with all clothing worn during clean up. If an immediate risk is perceived, all staff will evacuate the premises, contact the appropriate response authorities, and log as the nature of the spill for reporting to emergency response authorities.

### ***EMPLOYEE TRAINING***

All Green Handle Farm staff will be responsible for the safe handling, storage, and disposal of hazardous materials. An introductory training on company procedures will be conducted before any employees can begin working. Training will include:

- Procedures for the safe disposal of hazardous materials. Storage locations containing hazardous materials and the labeling system for materials.
- How to appropriately log and track the movement and use of hazardous materials onsite; and required safety gear and appropriate clothing to wear while handling hazardous materials.
- Use of hazard grade Personal Protection Equipment according to the specific requirements of the hazardous material including rubber gloves, rubber boots, glasses or eye protectant, ear protectant, apron or skin protector, air filter face mask, chemical spill UL grade filter, proper wash and storage are of PPE materials.
- Chemical bins and storage will be separate from all other material and handled accordingly.
- Emergency spill response procedure, the location of emergency response contact information, locations of first aid stations and the location of fire extinguishers on the premises

### ***RECORD KEEPING AND STORAGE***

Green Handle Farm does not intend to utilize or generate hazardous waste as part of the cannabis cultivation program. However, data will be logged into the hazardous waste manifest located in storage where hazardous materials are stored, in the case of use or incidental generation.

The storage room shall be maintained with the materials safety data sheets (MSDS) appropriate to the contents of the room. All employees shall be trained for competency on how to read and understand these documents:

- Name of chemical.
- Manufacturer's information.
- Hazardous ingredients/identity information.
- Physical/chemical characteristics.
- Fire and explosion hazard data.
- Reactivity data.
- Health hazard data.
- Precautions for safe handling and use.
- Control measures: Duplicate copies of the MSDS shall be maintained in a separate location on-site, along with records of the locations of volatile or restricted substances.

#### **10.4 CANNABIS VEGETATIVE MATERIAL WASTE MANAGEMENT PLAN OVERVIEW**

Green Handle Farm's Cannabis Vegetative Material Waste Management Plan (CVMWMP) provides compliant guidelines for on-site composting and removal of all cannabis waste, organics and green waste.

Green Handle Farm's CVMWMP includes measures to monitor and evaluate the performance of the plan, as well as ensure that all data and information is reported to Lake County and the proper local and/or state agencies.

##### ***SCOPE***

The Green Handle Farm Cannabis Vegetative Material Waste Management Plan focuses on the following:

The recording and benchmarking of the amount of cannabis vegetative waste generated on site on an annual basis.  
The reduction of cannabis vegetative waste generation; and the processing, storage and disposal of cannabis vegetative waste

All employees are required to follow the procedures outlined in this plan.

##### ***ESTIMATES FOR CANNABIS VEGETATIVE WASTE***

We estimate that the M Type 1C & 3B cannabis crop will produce 350 lbs of cannabis vegetative waste which will consist of stems, branches, trunks, roots and other organic materials from the plant rendered useless in the harvesting process. Our intent is to compost all cannabis waste onsite.

##### ***CANNABIS VEGETATIVE WASTE REDUCTION PLAN***

Green Handle Farm's reduction plan hinges on healthy plants and the composting of all clean unusable cannabis vegetative waste on site.

### ***PROCESSING, STORAGE AND DISPOSAL (BMPs)***

Green Handle Farms shall recycle all vegetative wastes and solid wastes to the compost area. All green waste is held in designated holding area for 72-hour period with affixed batch information and weight before beginning the composting process to render unusable, cannabis vegetative waste will be shredded and made unrecognizable and added to a ground mixture of at least 50% non-cannabis material, tracking each batch from disposal to compost through track and trace once the system is live at the State level.

Green waste that is unable to be composted for any reason will be disposed of in a secure receptacle and brought to a solid waste facility, obtaining record from solid waste facility showing the acceptance of the green waste material, address of facility, the date, the volume or weight of cannabis accepted.

Detailed records of cannabis vegetative waste will be logged and benchmarked for the Clearlake Landfill and/or Quackenbush Facilities.

### ***STORAGE***

The facility will feature a secure cannabis waste area for cannabis plants that have been marked for disposal. At the close of each day, cannabis plant waste from the property will be removed and placed in the secured cannabis waste area and held for a minimum of 72 hours. The secure waste area will remain locked and only authorized personnel will have access. At the end of each week, all cannabis products that have been marked for disposal shall be rendered unusable by grinding and incorporating them with other ground organic materials (e.g., food, coffee grounds, shredded paper), yielding a mixture that is at minimum 51 percent non-cannabis waste by volume. The mixture will then be transferred to the composting site. Once a month, on a regular basis, the compost will be turned to encourage proper rates of decomposition.

### ***MONITORING AND DOCUMENTING***

Green Handle Farm is committed to monitoring and documenting the amount of cannabis vegetative waste that is generated by the facility on a monthly basis. These processes will include:

Weighing and logging the total amount of organics and cannabis waste generated. Weighing and documenting the total amount of retail-ready cannabis flower products against cannabis vegetative waste generated.

### ***DATA REPORTING***

Green Handle Farm will share with the County of Lake, Department of Public Services on a quarterly basis or as

requested, all data pertaining to the cost of implementation and success/failure rates of the reduction plan, and any effort taken to mitigate the generation of organic waste.

## ***COMPLIANCE***

Green Handle Farm's Cannabis Vegetative Material Waste Management Plan has been developed in compliance with the appropriate local, county and state laws that pertain to the composting and recycling of organic and green waste produced by our cultivation process, including:

Cannabis, Non DAA qualified, AB 2490; State Reduction Goals, AB 341 (organics out of landfills goal); State Reduction Goals, California 70-percent reduction plan; Cannabis Cultivation Policy, California State Water Resources Board; California Code of Regulations, Title 3 Food and Agriculture, Division 8 Medical Cannabis Cultivation, Section 8108 Cannabis Waste Management.

## ***REVIEW***

Director of cultivation, Garth Markson, will review all procedures in the Cannabis Vegetative Waste Management Plan once a year and will take action to ensure full compliance with local, state and federal regulations that pertain to the usage of organic soils, mediums, amendments, and inputs.

All employees are required to follow the procedures outlined in this plan. Any deviations from this plan must be immediately brought to the attention of Garth Markson, Director of Cultivation of Green Handle Farm.

## **10.5 ESTIMATED MEDIUM USAGE**

Projected 2020 Growing Medium: 6 Yards Projected 2021 Growing Medium: 6 Yards Projected 2022 Growing Medium: 6 Yards.

Type of Growing Medium: Compost-based organic potting soil. Our soils are mixed with compost at a 2:1 ratio respectively and mixed into the natural beds. We prefer to grow in planters as it reduces waste and the need to replenish soils annually. This technique drastically reduces our growing medium waste. Unless the soil is compromised, the soil will never be removed from the property or disposed of.

## ***WASTE REDUCTION (BMPs)***

The following are best management practices used to reduce growing medium waste and disposal:

Plant cover crop to boost soil fertility and protect from storm events Implement Integrated Pest Management

practices to avoid the need for pest control, contamination and new grow medium No agrochemicals, Genetic Modified Organisms (GMO), or synthetic additives will be used during the cultivation of cannabis.

### ***CULTIVATION (BMPs)***

Green Handle Farm only uses organic inputs to amend soils, combat pests and grow healthy plants.

#### ***Our Added Amendments to Soil:***

- Peat Moss
- Worm castings
- Kelp meal
- Neem cake
- Crustacean meal
- Oyster flour
- Glacial rock dust
- Basalt
- Gypsum

### ***PESTS (BMPs)***

We also reduce growing medium waste through pest control, applying an integrated ecosystem-based strategy that focuses on long-term prevention of pests through a combination of techniques such including:

Biological control habitat manipulation modification of cultural practice uses of resistant varieties.

### ***MONITORING PERFORMANCE OF GMP AND WASTE GENERATION***

In monitoring Growing Medium waste, Green Handle Farm will measure waste in tons. As referenced above, we reuse and recycle all growing medium that is brought onto our site. The only time we remove growing medium is if the soils are compromised. We will measure growing medium waste in tons when deposited at the Clearlake Landfill or Quackenbush facilities.

### ***SOIL REMOVAL GUIDELINES***

In the case that soil is compromised and needs to be removed from the property, the following guidelines are followed:

Excavated soil will be loaded directly onto trucks for off-hauling to the appropriate waste disposal facility. After the soil is loaded into the transport truck, the soil will be covered with secured tarps according to all applicable CA. Department of Transportation regulations to prevent soil from spilling during transport to the disposal facility.

If excavated impacted soil is stockpiled on-site prior to off-hauling, it will be placed on a paved surface and covered with a plastic tarp and held down by weights. Stockpiled soil, if any, will be covered with plastic sheeting, or other similar material, at the end of each workday. A stockpile that is not being actively worked on for more than 60 minutes will be covered with plastic sheeting to prevent dust from leaving the site.

### ***REPORTING TO LAKE COUNTY***

All testing result will be recorded in logs managed by our Director of Cultivation, Garth Markson. Data collected during the cultivation of cannabis will be shared and reported to County of Lake, and the following agencies upon request:

The CA. Department of Food and Agriculture; and the Department of Health.

### ***REVIEW***

Director of Cultivation, Garth Markson, will review all procedures in the Growing Medium Management Plan once a year and will take action to ensure full compliance with local, state and federal regulations that pertain to the usage of organic soils, mediums, amendments, and inputs.



## **Section 11 Water Resources**

---

Green Handle Farm is applying for a Commercial Cannabis Cultivation M Type 1C & 3B Lake County, California. Upon receiving this permit, Green Handle Farm will implement the following Water Resources Management Plan.

### **11.1 PURPOSE**

Green Handle Farm's Water Resources Management Plan (WRMP) has been designed to minimize adverse impacts on surface and groundwater resources and to ensure that on site water resources and management is in full compliance with applicable local, county and state regulations.

The WRMP, in conjunction with the Water Use Plan, identifies best management practices and evaluates these strategies to reduce water demand, increase water supply, reduce potential sediment delivery to waterways, improve water quality, and enhance environmental and resource stewardship.

Green Handle Farm's Water Resources Management Plan includes measures to monitor and evaluate the performance of the plan, as well as ensure that all data and information is reported to County of Lake and the proper local agencies.

### **11.2 SCOPE**

The Green Handle Farm's WRMP focuses on:

- Identifying property water resources and provide description of watershed on lot of record.
- Best management practices to limit adverse impacts to water resources.
- Monitoring and reporting methodology of water resources.

All employees are required to follow the procedures outlined in this plan. Any deviations from this plan must be immediately brought to the attention of Garth Markson, Director of Cultivation.

### **11.3 OVERVIEW**

Green Handle Farm is proposing to use an existing well for cultivation. The primary well will supply all the water for cultivation and will be used as backup or in any unforeseen emergency.

The main water source will be a groundwater well located. This well has an estimated yield of 450-500 GPM. The water will be pumped and stored in water tanks located near the cultivation site. From the well, water is delivered approximately 15 feet to a water tank collection system. Water is then pumped to 2-3 separate tanks, stored directly outside of the cultivation premise but within the cultivation site area. When all tanks are full a mechanical float switch shuts off the system.

Green Handle Farms shall hand water plants. Our projected monthly water usage is 270,000 gallons for cultivation.

## **11.4 WATERSHED DESCRIPTION**

Green Handle Farm is in the Lower Sacramento River Watershed. The parcel is approximately 9.56 and 28.89 of grassy vegetated hay field.

## **11.5 WATER CONSERVATION (BMPS)**

Green Handle Farm will draw our best management practices from Central Valley Regional Water Quality Control Board BMP for Cannabis Cultivation. All employees and managers will practice the following:

- Do not obstruct, alter, dam or divert all or a portion of a natural watercourse without notification and approval from CDFW under the Lake and Streambed Alteration Program.
- Regularly inspect the entire water delivery system for leaks and repair leaky faucets and connectors.
- Line water conveyance ditches/canals to reduce waste and the unreasonable use Of water.
- Use rainwater catchment systems to collect and store storm water during the rainy season in tanks, bladders, or engineered ponds to reduce the need for water diversions and/or pumping of groundwater during low flow periods (late summer to fall).
- Install float valves on all water storage systems to keep them from overflowing onto the ground.
- Hand water or use drip/trickle Irrigation systems, and limit watering.
- Use mulch to conserve soil moisture in cultivated areas, pots and bins.
- Water pump intakes should be screened to prevent the entrainment of threatened or endangered aquatic species - consult Fish and Game Code sections 6020-6028.
- Base layout and site development on a qualified expert's recommendations with respect to any listed species protected under California or federal law - avoid any action that constitutes a "taking" under the Federal Endangered Species Act or California Endangered Species Act, unless accompanied by an Incidental Take Statement or Incidental Take Permit issued by the appropriate agency.

## **11.6 EROSION, SEDIMENT, ROADS, AND STORMWATER (BMPS)**

We draw our best management practices for erosion, sediment, roads and storm water from Central Valley Regional Water Quality Control Board BMP for Cannabis Cultivation. All employees and managers will practice the following:

- A licensed timber operator (LTO) must be utilized if any commercial tree species are to be removed from the site.
- Grow site development and road construction will be conducted in a manner that minimizes grading and soil disturbance.
- Avoid cultivating on steep slopes (greater than 30% grade) and disturbing any areas with landslides, gullies, and slips.

- Avoid construction and soil disturbance in the winter and/or during periods of wet weather.
- Seed, mulch, and/or rock areas that have been disturbed by grading, excavation, and/or road construction activities.
- Erosion control mats/blankets and wattles should be used to protect disturbed areas on steep slopes. Native grass seed will be applied to disturbed areas before installation of mats/blankets and wattles. Wattles will be installed on contour to prevent concentrating runoff and mats/blankets will be installed per manufacturer's guidelines if necessary.
- Storm water drainage structures will not discharge onto unstable slopes, earthen fills, or directly to a watercourse. Drainage structures will discharge onto stable areas with straw bales, slash, vegetation, and/or rock riprap.
- All drainage and storm water infiltrations features will be assessed for their ability to withstand a 2-year storm event.
- Regularly check and maintain erosion control/drainage structures and keep culverts clear of debris.
- Haul away excess soil and other debris and locate any stockpiled materials in areas where they can be protected from erosion and will not discharge to a watercourse or lake.
- Compact and contour stored soil/spoils to mimic natural slope contours and drainage patterns to reduce the potential for fill saturation and failure, or erosion.
- Rip compacted soils prior to placing stored soil/spoils to prevent the potential for ponding which could lead to stored soil/spoil site failure and subsequent sedimentation.
- All necessary drainage/erosion control structures will be in place and functioning, and all areas of exposed soil because of grading will be stabilized as soon as possible after grading is complete and before any precipitation event that could cause erosion and/or deliver storm water runoff to a water body.
- Riparian zones will be avoided, and vegetation should be maintained to protect watercourses from growing operations.
- Do not service, fuel, or store equipment within 100 feet of surface water bodies.
- Store petroleum products in a covered building with secondary containment at least 200 feet away from surface water bodies.
- New roads will be planned and designed to stay as far away from watercourses as possible and to minimize the number of watercourse crossings;
- Decommission or relocate existing roads away from riparian zones whenever possible.
- Blade existing roads in dry weather, but while moisture is still present in soil to minimize dust and maximize compaction to prevent fine sediments from discharging from the road surface.
- Do not side cast bladed material to areas where it can enter a water body directly or be delivered to a water body during a storm event.

- Out-slope roads wherever possible to prevent the concentration of storm water flow within an inboard/inside ditch, to promote even drainage of the road surface, and to minimize disruption of the natural sheet flow pattern off a hill slope to a stream.
- If unable to eliminate inboard/inside ditches, line them with geotextile fabric and/or rock and ensure adequate ditch relief culverts to prevent downcutting of the ditch and to reduce water runoff concentration and velocity.
- Neither in-sloped nor out-sloped roads will be allowed to develop or show evidence of surface rutting or gullyng. Use water bars and rolling dips to break- up slope length, diverting water to well-vegetated or armored areas. The distance between water bars and/or rolling dips should not exceed 150 feet, and that distance should be shortened for roads with steep grades (greater than 15%) or with an easily erodible surface.
- Use gravel to “weatherproof” roads used during the winter or wet weather periods.
- All road watercourse crossing structures will allow for the unrestricted passage of water and should be designed to accommodate the 100-year flood flow - consult CAL FIRE 100-year Watercourse Crossings document for examples and calculations (minimum of 18” diameter for all culverts).
- Road watercourse crossing structures on watercourses that support fish will be constructed for the unrestricted passage of fish at all life stages and require permitting from CDFW.
- Culverts used at watercourse crossings will be of sufficient length to extend beyond fill/side cast material and will be installed at the same level and gradient of the stream bed in which they are being placed.
- Culverts used at watercourse crossings will be designed to direct flow and debris toward the inlet using wing-walls, beveling of the pipe, rock armoring, etc.
- Low-water or ford style watercourse crossings will be armored along the bed and banks with clean durable rock of a sufficient size as not to move downstream during high flow periods, yet without creating a damming effect on the flow - rock will be placed on either side to the break in slope to prevent water from diverting around the material.
- Stream crossing structures should be designed, constructed, and maintained to prevent stream diversion if the crossing becomes plugged.

## **11.7 WETLAND/RIPARIAN PROTECTION AND MANAGEMENT**

- Green Handle Farm shall not disturb aquatic or riparian habitat, such as vernal pools, spawning sites, large wood, or shading vegetation unless authorized under a CWA section 404 permit, CWA section 401 certification, Regional Water Board WDRs (when applicable), or a CDFW LSA Agreement.
- Green Handle Farm will maintain existing, naturally occurring, riparian vegetative cover (e.g., trees, shrubs, and grasses) in aquatic habitat areas to the maximum extent possible to maintain riparian areas for

stream bank stabilization, erosion control, stream shading and temperature control, sediment and chemical filtration, aquatic life support, wildlife support, and to minimize waste discharge.

## **11.8 WASTEWATER AND SEWAGE MANAGEMENT**

The subject property will utilize an existing conventional septic system that has been approved by Lake County Environmental Health and meets current state standards. Green Handle Farm ensures:

- All human or animal waste is disposed of properly.
- Onsite wastewater treatment systems (e.g., septic system) are permitted by the local agency.
- We will not use a cesspool for domestic or industrial wastewater disposal.
- We will not install or continue use of an outhouse, pit-privy, pit-toilet, or similar device without approval from the County of Lake.
- Green Handle Farm will not dispose of domestic wastewater unless it meets applicable local agency requirements.

## **11.9 MONITORING PERFORMANCE AND MANAGEMENT**

Green Handle Farm will conduct biannual monitoring inspections of the cultivation site, all associated facilities, all roadways associated with cannabis cultivation, and any water bodies potentially impacted by cultivation related activities. The first monitoring will occur annually by November 1<sup>st</sup> of each calendar, and will ensure the following criteria are met:

- All stockpiles, soil amendments, pesticides, and fertilizers have been properly stored and/or protected.
- Erosion and sediment controls have been properly installed and are functioning, and all areas of exposed soil have been stabilized in preparation for the winter wet weather period.
- Drainage structures (water bars/rolling dips) have been installed and are functioning on all access roads, and all access roads intended for use during the winter wet weather period have been weatherproofed.
- All trash/refuse has been cleaned up where it cannot pass into or be transported into any water body and empty/used containers have been properly disposed of per manufacturer's instructions.
- All water containment/storage ponds/dams have been inspected and appear to be in good, and stable condition.

The second monitoring inspection will occur annually after April 1<sup>st</sup> and before June 15<sup>th</sup> of each calendar year, and will ensure the following criteria are met:

- All stockpiles, soil amendments, pesticides, and fertilizers have remained properly stored and/or contained.
- Erosion/sediment controls implemented on bare soils have remained effective in preventing discharge of earthen materials and sediments off site.

- All access roads appear in good condition and erosion/sediment control has been effective in preventing discharge of earthen materials and sediment off- site.
- All permitted water containment structure/ponds/dams have remained effective and in good condition.

## **11.10 WRMP EVALUATION AND PERFORMANCE REPORTS**

Based on the findings of the biannual monitoring inspections, Green Handle Farm will assess the efficacy of the WRMP. If monitoring shows that measures implemented have proven effective, we will report the findings continue to inspect the site biannually. If the measures implemented on site have proven ineffective, we will submit a remediation plan to the CVRWQCB as well as a timeline for work to be accomplished. The remediation plan will include proof that any permits required to complete the intended work will be obtained in a timely fashion to the appropriate regulatory agency. All data collected by site inspection will be shared with all concerned Lake County agencies.

## **11.11 REVIEW**

Green Handle Farm will review the Water Resources Management Plan on an annual basis, in conjunction with the review of the Water Uses Management Plan.

## **11.12 COMPLIANCE**

Green Handle Farm applied to the Regional State Water Board on January 14, 2021. Green Handle Farm was granted a notice of applicability on December 23, 2020 The Enrollee number is 5S17CC429191 .

A copy of the Central Valley Regional Water Quality Control Board BMP for Cannabis Cultivation will be always kept on site.

As of the date of this application, we hold the following permits:

- Tier 1, Low Risk – Notice of Applicability

## Section 12 Water Use

---

Green Handle Farm is applying for a Commercial Cannabis Cultivation M Type 1C & 3B in Lake County, California. Accordingly, Green Handle Farm proposes to implement the following Water Use Management Plan.

### 12.1 PURPOSE

The Water Use Management Plan (WUMP) has been designed to conserve the County's water resources and establish best management practices to ensure the plan is followed at all times, as well as is in full compliance with applicable local, county, and state regulations.

Green Handle Farm's Water Use Management Plan includes measures to monitor and evaluate the performance of the plan, as well as ensure that all data and information is reported to the County of Lake and appropriate local agencies.

### 12.2 SCOPE

The Green Handle Farm Water Use Management Plan focuses on the following:

- Developing and maintaining a safe, clean, and reliable water supply.
- Meeting all legal requirements for the use of water resource located on the property and providing documentation of legal compliance.
- Monitoring the quantity of water used for the cultivation of cannabis.
- Designing a water efficient delivery system and irrigation system for cannabis cultivation. All employees are required to follow the procedures outlined in this plan.

### 12.3 OVERVIEW

Green Handle Farm's well will need to be inspected and permitted.

The well is sealed to the outside environment and is not contained within a well house. Green Handle Farm's well is located at elevation of the cultivation location.

From the well, water is delivered approximately 1,000-2,000 feet to a water tank collection system. Water is then pumped to 2-3 separate tanks, stored directly outside of the cultivation premise but within the cultivation site area. When all thirteen tanks are full a mechanical float switch shuts off system.

Our projected monthly water usage is 270,000 gallons for cultivation.

Applicant will not engage in any unlawful drawing of surface water. Applicant will not use water provided by a public water supply, unlawful water diversions, transported by a water hauler, bottled water, a water vending machine or a retail water facility. The subject property is outside any County Water District "Exclusion Areas."

## **12.4 WATER STORAGE (BMPS)**

Green Handle Farm will install vertical storage tanks according to manufacturer's specifications and place the tanks on properly compacted soil that is free of rocks and sharp objects and capable of bearing the weight of the tank and its maximum contents with minimal settlement. Water will be stored in polyethylene water tanks with a total of 5,000 gallons of water stored close to the cultivation site.

New storage tanks will be in areas with good slope stability and at the cultivation site. To prevent rupture or overflow and runoff, Green Handle Farm will only use water storage tanks and bladders equipped with a float valve, or equivalent device, to shut off diversion when storage systems are full. All vents and other openings on water storage tanks will be designed to prevent the entry and/or entrapment of wildlife. We will also monitor the meter on a regular basis to ensure excess water is not being used.

## **12.5 IRRIGATION SYSTEM**

An irrigation system is proposed. Plants will be hand watered as a backup measure.

### ***IRRIGATION & SPRINKLERS (BMPS)***

An irrigation system is proposed. Plants will be hand watered as a backup measure.

## **12.6 MONITORING PERFORMANCE OF WATER**

Green Handle Farm will maintain records of diversion with separate records that document the amount of water used for cannabis cultivation separated out from the amount of water used for other irrigation purposes and other beneficial uses of water (e.g., domestic, fire protection, etc.). These records will be available upon request from the Water Boards or any other authorized representatives of the state.

Green Handle Farm will share data relating to the cost of implementing the water management plan with the County as requested.

## **12.7 EVALUATING PERFORMANCE OF THE WATER USE MANAGEMENT PLAN**

Annually, Green Handle Farm will review the Water Use Management Plan and recorded logs in conjunction with the reviews of all management plans. Upon review, Green Handle Farm will address any outstanding issues immediately. Additionally, a professional evaluation of the water plan will occur annually with the goal of improving water management practices.

## **12.8 CALIFORNIA DROUGHT DECLARATIONS**

Green Handle Farm recognizes that on occasion, the Governor of California and the Lake County Board of Supervisors has and likely will continue to periodically issue a proclamation of a local or state emergency based on drought conditions on any given year. In the event of such a Declaration, Green Handle Farm will abide by all emergency regulations adopted in response to drought conditions.



## **12.9 EMERGENCY USE PLAN**

In the case of an emergency that a retail water is needed, Green Handle Farm will work with a licensed retail water supplier as defined by Section 13575 of the Water Code and provide the following information to the Department in 7 days:

- A description of the emergency.
- Identification of the retail water supplier including license number.
- Volume of water supplied.
- Actions taken to prevent the emergency in the future.

## **12.10 WATER USE PLAN COMPLIANCE**

The Water Use Plan has been developed in compliance with the appropriate local, county, and state laws that pertain to the Water Use. These include:

- Cannabis Cultivation Policy & California State Water Resources Board.
- California Code of Regulations, Title 3 Food and Agriculture, Division 8 Medical Cannabis Cultivation, Section 8107.
- County of Lake Ordinance 3703.
- Division of Water Rights, Principles and Guidelines for Cannabis Cultivation.

## **12.11 REVIEW**

Director of Cultivation, Garth Markson will review the Water Use Plan on an annual basis and will share data relating to the cost of implementing this plan with the County as requested.

## ***Appendix A: Fertilizer Information***

---



ALL NATURAL FERTILIZER

# Crab Meal

## 4-3-0



Crab Meal is a wonderful source of plant nutrients for vegetable gardens, flower beds and field crops. A byproduct of the west coast Dungeness crab harvest, Crab Meal promotes plant growth and enhances beneficial soil microorganism populations. The coarse texture of Crab Meal is ideal for improving aeration, drainage and overall soil tilth.

#### GUARANTEED ANALYSIS

TOTAL NITROGEN (N)	4.0%
1.0% Water Soluble Nitrogen	
3.0% Water Insoluble Nitrogen	
AVAILABLE PHOSPHATE (P <sub>2</sub> O <sub>5</sub> )	3.0%
CALCIUM (Ca)	14.0%

Derived from: Crab Meal

Listed by the Organic Materials Review Institute (OMRI) for use in organic production.

#### APPLICATION RATES

4 cups = 1 lb; 1/2 cup = 2 oz; 1 tbsp = 0.25 oz

**Vegetable Gardens & Flower Beds:** To prepare new gardens, apply 5 lbs per 100 square feet and thoroughly mix into the top 3" of soil. For new transplants, add 1-2 tbsp per hole, mix into soil and water in well. To feed established plants, side dress 2-4 oz, depending on plant size and desired growth rate, once each month during the growing season.

**Containers:** For new plantings, add 1-2 tbsp per gallon of soil and mix thoroughly OR add 5 lbs per cubic yard. For established plants, lightly mix 1-2 tbsp per gallon into the soil surface once each month during the growing season.

**Trees & Shrubs:** Spread 1-2 lbs per 1" of trunk diameter around the base outwards to the drip line, mix into soil surface and water in well. For new trees, prepare transplant hole and mix 1-2 cups with the backfill soil. Use amended soil to fill in around the new tree and water in well.

**Row Crops/Acreage:** Apply 500-1,000 lbs per acre depending on specific crop needs or required pounds of actual nutrients per acre.



Scan for more information



PLEASE STORE AWAY FROM PETS

Visit us online at:  
[downtoearthfertilizer.com](http://downtoearthfertilizer.com)

Use of a dust mask is recommended for application of any dry fertilizer product.



ALL NATURAL FERTILIZERS

Net Wt. 40 lbs., 18.1 kg.



# Crab Meal





POWERED BY  
SOLAR  
POWER

SINCE 1922  
**Espoma**  
ORGANIC

**ORGANIC**

# Garden Gypsum

Soil Conditioner



FOR

**ORGANIC GARDENING**

**Loosens Clay Soils\***

All Natural & Pelletized  
For Easy Application

ALL NATURAL

# Kelp Meal

1-0.1-2



COMPOST  
THIS BOX!



ALL NATURAL FERTILIZERS

OMRI  
LISTED

NET WT 5 LB (2.27 kg)

PURE, FULL STRENGTH  
**NEEM CAKE**

(*Aspidirachne indica*)

**Natural Product - From Neem Seeds**

**AERATES • NOURISHES • SLOW RELEASE NITROGEN  
PROMOTES PLANT GROWTH & RESISTANCE IMPROVES  
SOIL QUALITY**

Use full strength or mixed with other organic (bark, seaweed, manure, etc.) or inorganic fertilizers to an extent of 10% to 15% by weight. Apply during planting or seeding or for established plants around root zone. Use mixed into the soil 6-8" or as basal dressing. Coverage: 180 to 360 lbs./acre, 1 lb. for plots 100 to 160 sq. ft.



Product of India

Product of India  
Distributed by The Ahimsa Alternative, Inc., USA  
1-877-873-6116 [www.neemresource.com](http://www.neemresource.com) 5 lbs.

The Neem tree - *Acacia indica* - is an evergreen native to India. It is found in the arid and semi-arid regions of Australia and in the tropics of Africa, Asia and South America. In India, it is known as 'Nim' or 'Nimbu'. The leaves of the tree are used to make a natural insecticide. The bark and wood of the tree are used to make a natural dye. The seeds of the tree are used to make a natural oil. The leaves of the tree are used to make a natural tea. The bark and wood of the tree are used to make a natural wood preservative. The seeds of the tree are used to make a natural wood preservative. The leaves of the tree are used to make a natural wood preservative. The bark and wood of the tree are used to make a natural wood preservative. The seeds of the tree are used to make a natural wood preservative.




ALL NATURAL

# Oyster Shell



COMPOST  
THIS BOX!



OMRI  
LISTED  
For Organic Use

NET WT 5 LB (2.27 kg)





# ORGANIC<sup>®</sup> PEAT MOSS

For Improving Heavy Soils



**FOR**

**ORGANIC GARDENING**

**All Natural – Sphagnum Peat Moss**

**Helps Retain Moisture**

**Aerates Soil • Promotes Root Growth**

**GUARANTEED**  
Superior Performance or your Money Back!  
See Back for Details



## WIGGLE WORM SOIL BUILDER

A little does a lot!™

# PURE WORM CASTINGS

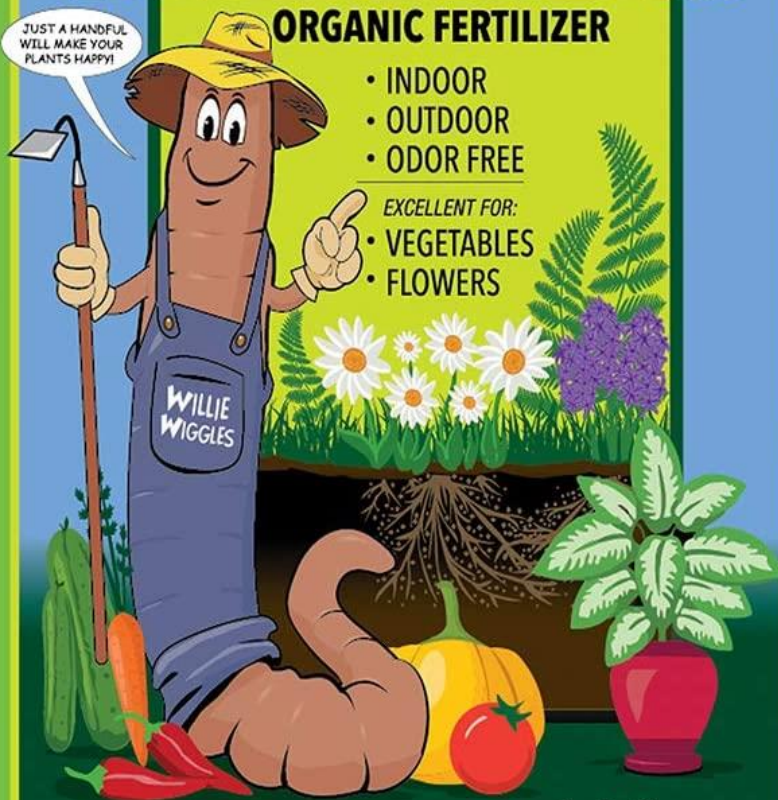
ORGANIC FERTILIZER

- INDOOR
- OUTDOOR
- ODOR FREE

EXCELLENT FOR:

- VEGETABLES
- FLOWERS

JUST A HANDFUL  
WILL MAKE YOUR  
PLANTS HAPPY!



**1-0-0** ALL NATURAL

MADE IN USA

WIGGLE WORM **PURE** WORM CASTINGS

WIGGLE WORM **PURE** WORM CASTINGS

## ***Appendix B: Lighting Information***

---

### **HORTICULTURE LIGHTING GROUP HLG 550 V2 B SPEC**

The Horticulture Lighting Group HLG550 V2 Bspec is a commercial grade indoor Led grow light that is designed to replace a traditional 1000 watt HID light fixture. It is comprised of 4 custom designed full spectrum white light quantum boards, and is dimmable. This light draws a max of 480 watts & can cover a veg foot print of 6' x 6'



**Horticulture Lighting Group HLG  
550 V2 B Spec Full-Spectrum  
480W Quantum Board LED  
Grow Light**

#### **HLG-550 V2 B Spec SPECIFICATIONS:**

- *Power-240-480 Watts*
- *Voltage Range-90-277 VAC*
- *LED-Samsung LM301B & Blue*
- *Veg Footprint-6' x 6' at 36"*
- *System Efficiency-166 Lm/W*
- *System PPF Efficacy-2.55  $\mu\text{mol/joule}$*
- *Total output-1175 PPF*
- *Dimensions-26"X20"x3"*
- *Recommended Mounting Height-24-32 inches above canopy*



## ***Appendix C: Security Camera Information***

---



# Arlo Pro 2

## Wire-Free HD Camera Security System



## Every Angle Covered

Arlo Pro 2 is the most powerful and easy to use wire-free security camera ever thanks to its 1080p video, wire-free simplicity and the option to plug it into a power outlet whenever needed, all in a small weather-resistant design. Arlo makes it easy to keep an eye on your home, inside and out, rain or shine and puts you in control of your smart home security.

### Wire-Free or Plugged in

From kids and pets to an empty home or after-hours business, you've got a lot to keep safe. Arlo Pro 2 covers every angle of your life with wire-free cameras that use lithium-ion rechargeable batteries. When needed Arlo Pro 2 can be plugged in for continuous recording to help you stay protected around the clock.\*

(\*Requires outdoor cable when used outdoors and paid CVR plan for 24/7 monitoring)

### Security Made Simple

Arlo Pro 2 comes with 7 days of free cloud recordings without a contract or a monthly fee, motion and sound activated alerts that are sent straight to your smartphone, and a 100-decibel smart siren that can be sounded using the Arlo app. Arlo covers every angle to help keep your home safe and secure.

### Pet Monitoring

See what happens when you're away and take whatever steps are needed to keep pets (and neighbors) smiling. Using pet sitters? Not a problem—make sure those caring for your pets are earning their keep and being nice to your furred and feathered friends.





# Arlo Pro 2

## Wire-Free HD Camera Security System

### Features



#### 100% Wire-Free

Free of power cords and wiring hassles



#### Mobile Alerts

Instant alerts is motion or sound is detected



#### 1080p HD

Enjoy amazingly sharp 1080p HD video



#### Local Backup

Connect a USB drive to the base station for local video backup



#### Rechargeable

Easily charge your batteries anytime to stay protected



#### Scheduling

Set automatic monitoring on your schedule



#### Wire-Free or Plugged In

Use wire-free or plugged in– the choice is yours



#### Geofencing

Set your cameras to arm/disarm based on location



#### Weather-resistant

Put Arlo anywhere– indoors or out



#### Optional 24/7 CVR\*

Optional plans for continuous recording when plugged in

\*Requires a paid plan



#### 2-Way Audio

Listen in or talk back and forth



#### Activity Zones

Set specific areas to monitor motion when plugged in



#### Smart Siren

100+ decibel siren that can be controlled remotely



#### Works with Amazon Alexa

Use voice commands to view your cameras on Echo Show or Fire TV



#### Night Vision

See what's happening even in the dark





# Arlo Pro 2

## Wire-Free HD Camera Security System

### SYSTEMS

---

Arlo Pro 2 Wire-free HD Security Cameras have everything you need to keep an eye on the things you love from every angle, indoors or out. Arlo Pro 2 cameras are 1080p HD, weatherproof, have night vision, 2-way audio and best of all, run on batteries that are easily rechargeable. Arlo has everything it takes to make home security simple. Arlo Pro 2 comes with 7 days of free cloud recordings without a contract or a monthly fee, motion and sound activated alerts that are sent straight to your smartphone, and a 100-decibel smart siren that can be sounded using the Arlo app. Arlo covers every angle to help keep your home safe and secure.

#### 2 Wire-Free HD Camera Security System



#### SYSTEM INCLUDES

VMS4230P

- (2) Wire-Free HD cameras with audio
- (2) Rechargeable batteries
- (1) Camera power adapter
- (1) Camera power cable
- (1) Base station with a built in siren
- (1) Ethernet cable
- (2) Wall mounts
- (1) Wall mount screw set
- (1) Quick start guide
- (1) Window decal

#### 3 Wire-Free HD Camera Security System



#### SYSTEM INCLUDES

VMS4330P

- (3) Wire-Free HD cameras with audio
- (3) Rechargeable batteries
- (1) Camera power adapter
- (1) Camera power cable
- (1) Base station with a built in siren
- (1) Ethernet cable
- (3) Wall mounts
- (2) Wall mount screw sets
- (1) Quick start guide
- (2) Window decals

#### 4 Wire-Free HD Camera Security System



#### SYSTEM INCLUDES

VMS4430P

- (4) Wire-Free HD cameras with audio
- (4) Rechargeable batteries
- (1) Camera power adapter
- (1) Camera power cable
- (1) Base station with a built in siren
- (1) Ethernet cable
- (4) Wall mounts
- (2) Wall mount screw set
- (1) Outdoor security mount
- (1) Outdoor security mount screw set
- (1) Quick start guide
- (2) Window decals



# Arlo Pro 2

## Wire-Free HD Camera Security System

### ACCESSORIES

---

Arlo accessories expand your Arlo Pro 2 Wire-Free system so you can cover every angle of your home or business. Get additional cameras for other spaces, add extra rechargeable batteries and charge them faster using the Arlo Charging Station, select the best mount for each location or add the Arlo Pro skins to disguise your cameras. No matter what you need Arlo to do, these extras make it simple.

#### Add-on Wire-Free HD Security Camera



Expand your Arlo Pro 2 security system with this 100% wire-free 1080p HD camera with 2-way audio, motion detection, night vision and a rechargeable battery.

#### INCLUDES

VMC4030P

- (1) Wire-Free HD camera with audio
- (1) Camera power adapter
- (1) Camera power cable
- (1) Wall mount
- (1) Wall mount screw set
- (1) Rechargeable battery
- (1) Quick start guide
- (1) Window decal

*Requires an Arlo Base Station*

#### Arlo Base Station



#### INCLUDES

VMB4000

- (1) Arlo Base Station for Arlo and Arlo Pro Wire-Free HD Security Cameras
- (1) Power adapter
- (1) Ethernet cable
- (1) Quick start guide

*Designed for Arlo, Arlo Pro and Arlo Pro 2*



# Arlo Pro 2

## Wire-Free HD Camera Security System

### ACCESSORIES

---

Arlo accessories expand your Arlo Pro 2 Wire-Free system so you can cover every angle of your home or business. Get additional cameras for other spaces, add extra rechargeable batteries and charge them faster using the Arlo Charging Station, select the best mount for each location or add the Arlo Pro skins to disguise your cameras. No matter what you need Arlo to do, these extras make it simple.

#### Rechargeable Battery



Why wait for a charge in those unexpected moments when your battery is depleted? Arlo Pro lets you swap out your rechargeable batteries and power up your cameras in seconds.

#### INCLUDES

VMA4400

- (1) Rechargeable battery
- (1) Camera power cable and adapter
- (1) Quick start guide
- (1) Window decal

*Designed for Arlo Pro and Arlo Pro 2*

#### Charging Station



Charge up to two batteries with the Arlo Pro Charging Station. Easily swap out batteries and power up your cameras in seconds. Arlo Pro Charging Station includes fast charging technology, so you can spend less time charging batteries and more time protecting what matters most.

#### INCLUDES

VMA4400C

- (1) Charging station
- (1) Power cable and adapter
- (1) Quick start guide
- (1) Window decal

*Designed for Arlo Go, Arlo Pro and Arlo Pro 2*

#### Outdoor Power Adapter



Easily and continuously charge your camera's battery by plugging the weatherproof connector into the camera and the adapter into a weatherproof power outlet.

#### INCLUDES

VMA4700

- Outdoor power adapter - 8.2 ft. length
- Quick start guide
- (1) Window decal

*Designed for Arlo Go, Arlo Pro and Arlo Pro 2*



# Arlo Pro 2

## Wire-Free HD Camera Security System

### Solar Panel



Connect the Arlo Solar Panel to your Arlo Pro or Arlo Go camera and never have to charge your battery again. The Arlo Solar Panel harvests power from the sun and with only a few hours of direct sunlight, keeps your Arlo Pro or Arlo Go battery charged.

#### INCLUDES

VMA4600

- (1) Solar panel
- (1) 6 ft. power cable
- (1) Mount
- (1) Mounting plate
- (1) Mounting screw kit
- (1) Window decal

*Designed for Arlo Go, Arlo Pro and Arlo Pro 2*

### 3-Pack of Skins



Arlo Pro Skins are UV- and water-resistant, and ideal for outdoor and indoor use. They have a convenient slip-on, slip-off design, allowing you to easily disguise your cameras while still providing access to connectors for Arlo mounts.

#### INCLUDES

VMA4200B

- (3) Black UV-resistant silicone skins
- (1) Window decal

*Designed for Arlo Pro and Arlo Pro 2*

### 3-Pack of Skins



Arlo Pro Skins are UV- and water-resistant, and ideal for outdoor and indoor use. They have a convenient slip-on, slip-off design, allowing you to easily disguise your cameras while still providing access to connectors for Arlo mounts.

#### INCLUDES

VMA4200

- (2) Green UV-resistant silicone skins
- (1) Camouflage UV-resistant silicone skin

*Designed for Arlo Pro and Arlo Pro 2*



# Arlo Pro 2

## Wire-Free HD Camera Security System

### Wall Mounts



Just snap on your Arlo or Arlo Pro Wire-Free cameras onto the magnetic mount for easy placement. The innovative design provides secure magnetic mounting so you can move cameras from one location to another in just a few seconds.

#### INCLUDES

VMA1300

- (4) Indoor mounts
- (1) Window decal
- (4) Mounting screws

*Designed for Arlo, Arlo Pro and Arlo Pro 2*

### Table/ Ceiling Mount



#### INCLUDES

VMA1100

- (1) Table/Ceiling/Wall Mount
- (2) Mounting screws
- (1) Quick Start Guide
- (1) Arlo window decal

*Designed for Arlo, Arlo Pro and Arlo Pro 2*

### Outdoor Mount (White)



This easily adjustable mount attaches to any wall or surface, inside or out, allowing for best positioning of your Arlo Pro cameras.

#### INCLUDES

VMA4000

- (2) Outdoor mounts in white
- (2) Mounting plates
- (4) Mounting screws
- (1) Quick start guide
- (1) Window decal

*Designed for Arlo Pro and Arlo Pro 2*

### Outdoor Mount (Black)



This easily adjustable mount attaches to any wall or surface, inside or out, allowing for best positioning of your Arlo Pro cameras.

#### INCLUDES

VMA4000B

- (2) Outdoor mounts in black
- (2) Mounting plates
- (4) Mounting screws
- (1) Quick start guide
- (1) Window decal

*Designed for Arlo Pro and Arlo Pro 2*



# Arlo Pro 2

## Wire-Free HD Camera Security System

### Outdoor Security Mount (White)



Easily adjustable mount provides 360 degree swivel and 90 degrees of tilt for the Arlo and Arlo Pro Wire-Free cameras. It's easy to install and adjust the camera position for indoor, outdoor, wall and ceiling mounting.

#### INCLUDES

VMA1000

- (1) Outdoor mount
- (1) Quick start guide
- (3) Mounting screws
- (1) Window decal

*Designed for Arlo, Arlo Go, Arlo Pro and Arlo Pro 2*

### Outdoor Security Mount (Black)



Easily adjustable mount provides 360 degree swivel and 90 degrees of tilt for the Arlo and Arlo Pro Wire-Free cameras. It's easy to install and adjust the camera position for indoor, outdoor, wall and ceiling mounting.

#### INCLUDES

VMA1000B

- (1) Outdoor mount in black
- (1) Quick start guide
- (3) Mounting screws
- (1) Window decal

*Designed for Arlo, Arlo Go, Arlo Pro and Arlo Pro 2*

### Arlo Quadpod



Whether you decide to wrap it or hang it, Arlo Quadpod adjusts to any surface and offers the best views for your Arlo cameras.

#### INCLUDES

VMA4500

- (1) Quadpod mount
- (1) 1/4 20 screw and washer
- (1) Window decal

*Designed for Arlo, Arlo Go, Arlo Pro and Arlo Pro 2*



# Arlo Pro 2

## Wire-Free HD Camera Security System

### REQUIREMENTS

- High-speed Internet connection
- Available Ethernet port on your router
- Arlo Pro or Arlo Pro 2 compatible power adapter and cable (included)

### CERTIFICATIONS

- FCC, IC, CE, UL

### DIMENSIONS & WEIGHT

- Base Station:
  - 2.3 x 6.9 x 5.0 in (58.6 x 174.5 x 126.5 mm)
  - 11.1oz (316g)
- Camera<sup>†</sup>:
  - 3.1 x 1.9 x 2.8 in (79.3 x 48.6 x 70.5 mm)
  - 4.8oz (136g)
- Wall Mount (VMA1300):
  - 0.9 x 2.1 in (23.0 x 54.0 mm)
  - 1.3oz (38.2g)
- Table/Ceiling/Wall Mount (VMA1100):
  - 0.9 x 2.1 in (23.0 x 54.0 mm)
  - 5.4oz (0.153kg)
- Outdoor Security Mount (VMA1000/VMA1000B):
  - 3.0 x 3.5 in (76.2 x 88.9 mm)
  - 5.04oz (0.143g)
- Outdoor Mount (VMA4000/VMA4000B):
  - 2.06 x 1.45 in (52.5 x 37 mm)
  - .95oz (27g)
- Arlo Quadpod (VMA4500):
  - .027 x 5.9 x 2.75 in (.70 x 150 x 70 mm)
  - 1.69oz (48g)
- Skins (VMA4200):
  - 3.97 x 2.25 x 3.05 in (101 x 57.4 x 77.6mm)
  - 1.69 oz (48g)
- Rechargeable Battery (VMA4400):
  - 1.45 x 1.73 x 1.42 in (37 x 44 x 36.2 mm)
  - 3.53oz (100.3g)
- Charging Station (VMA4400C):
  - 4.33 x 1.69 x 1.98 in (110 x 43 x 50.3 mm)
  - 2.69oz (76.5g)
- Solar Panel (VMA4600):
  - 4.5 x 7.9 x .86 in (115 x 201 x 22 mm)
  - 10.83oz (307g)
- Power Adapter (VMA4700):
  - Power adapter: 1.96 x 1.65 x 1.25 in (50 x 42 x 32 mm)
  - Cable length: 8.2 ft (2.5 m)
  - Total weight: 6.4oz (184.1g)

### WARRANTY

- [www.netgear.com/warranty](http://www.netgear.com/warranty)

### CAMERA

- Resolution: up to 1080p HD
- Format: H.264
- Field of view: 130°
- Night Vision
  - 850 nm LEDs: illuminates up to 25 feet
- 8x digital zoom
- 5 simultaneous video streams
- Audio: Speaker and Microphone
- Frequency: 2.4GHz
- Range: Up to 300 feet line of sight
- Wire-Free motion detection
  - Passive infrared technology
  - Adjustable up to 23 feet
- Plugged-in motion detection
  - Video based technology
  - Up to 3 activity zones
  - 3 second preview
- Adjustable sound detection
- Automatic email alerts and push notifications
- Rechargeable battery and AC power options
- Battery life varies based on settings, usage, & temperature
- Weather-resistant
  - Operating temperature: -4° to 113° F (-20° C to 45° C)
  - IP65 rating
- Amazon Alexa, SmartThings<sup>®</sup>, IFTTT<sup>®</sup> and more

### BASE STATION

- WiFi
  - Frequency: 2.4GHz 802.11n
  - Range: 300 feet line of sight
- Siren: 100+ dB output
- Ethernet interface port
- Indicator LEDs:
  - Power
  - Internet
  - Camera
- IP Configuration DHCP
- Internal antenna
- Processor & Memory:
  - 900MHz ARM Cortex A7
  - 128MB flash; 128MB RAM

This product comes with a limited warranty that is valid only if purchased from a NETGEAR authorized reseller.

<sup>†</sup>Weight does not include battery of 3.6 oz.

Camera range is up to 300 ft. (line of sight). For indoor installations, range will decrease depending on environmental factors, including construction materials and methods, and wireless interference. Wireless coverage is suitable for a typical 2,500 square foot residence.

©2017 NETGEAR, The NETGEAR logo, Arlo and the Arlo logo are trademarks or registered trademarks of NETGEAR, Inc. Any other trademarks herein are for reference purposes only.


NETGEAR, Inc. 350 E. Plumeria Drive, San Jose, CA 95134-1911 USA, [www.arlo.com](http://www.arlo.com)

D-ArloPro2-1

## ***Appendix D: Additional Information***

---





GAVIN NEWSOM  
GOVERNOR



JARED BLUMENFELD  
SECRETARY FOR  
ENVIRONMENTAL PROTECTION

## Central Valley Regional Water Quality Control Board

14 January 2021

WDID: 5S17CC429191

### DISCHARGER

Garth Markson  
Green Handle Farms  
1784 Peterson Pond Lane  
Redwood Valley, CA 95470

### LANDOWNER

Michael Cosenza  
3050 Big Valley Road  
Kelseyville, CA 95451

### NOTICE OF APPLICABILITY, WATER QUALITY ORDER WQ-2019-0001-DWQ, GARTH MARKSON, APN 008-037-010-000, 008-035-140-000, LAKE COUNTY

Garth Markson for Green Handle Farms (hereafter "Discharger") submitted a change of information request on 23 December 2020 for a change of Discharger enrollment in the State Water Resources Control Board's (State Water Board's) *Cannabis Cultivation Policy- Principles and Guidelines for Cannabis Cultivation (Policy)*, and the *General Waste Discharge Requirements and Waiver of Waste Discharge Requirements for Discharges of Waste Associated with Cannabis Cultivation Activities*, Order No. WQ-2019-0001-DWQ (General Order). Based on the information provided, the Discharger self-certifies the cannabis cultivation activities are consistent with the requirements of the State Water Board. This letter provides notice that the Policy and General Order are applicable to the site as described below. You are hereby assigned waste discharge identification (WDID) number **5S17CC429191**.

The Discharger is responsible for all applicable requirements in the Policy, General Order, and this Notice of Applicability (NOA), including submittal of all required reports. The Discharger is the sole person with legal authority to, among other things, change information submitted to obtain regulatory coverage under the General Order; request changes to enrollment status, including risk designation; and terminate regulatory coverage. The Central Valley Regional Water Quality Control Board (Central Valley Water Board) will hold the Discharger liable for any noncompliance with the Policy, General Order, and this NOA, including non-payment of annual fees.

Pursuant to the General Order and Policy, Michael Cosenza (hereafter "Landowner") is ultimately responsible for any water quality degradation that occurs on or emanates from the property and for unauthorized water diversions. Accordingly, the Landowner, in addition to the Discharger, may be held responsible for correcting non-compliance.

The original NOA for this site was issued on 30 October 2020. As noted above, Central Valley Water Board staff received a request for a change of information on

KARL E. LONGLEY ScD, P.E., CHAIR | PATRICK PULUPA, ESQ., EXECUTIVE OFFICER



23 December 2020. Changes requested included a change in tier designation, an increase in cultivation and disturbed area size, a change in Discharger, and a change in Discharger mailing address. This updated version and our records reflect these changes.

## 1. FACILITY AND DISCHARGE DESCRIPTION

The information submitted by the Discharger states the disturbed area is equal to or greater than 2,000 square feet and less than 1 acre (43,560 square feet), no portion of the disturbed area is within the setback requirements, no portion of the disturbed area is located on a slope greater than 30 percent, and the cannabis cultivation area is less than 1 acre.

Based on the information submitted by the Discharger, the cannabis cultivation activities are classified as Tier 1, low risk.

## 2. SITE-SPECIFIC REQUIREMENTS

The Policy and General Order are available on the Internet at ([http://www.waterboards.ca.gov/water\\_issues/programs/cannabis/](http://www.waterboards.ca.gov/water_issues/programs/cannabis/)). The Discharger shall ensure that all site operating personnel know, understand, and comply with the requirements contained in the Policy, General Order, this NOA, and the Monitoring and Reporting Program (MRP, Attachment B of the General Order). Note that the General Order contains standard provisions, general requirements, and prohibitions that apply to all cannabis cultivation activities.

The application requires the Discharger to self-certify that all applicable Best Practicable Treatment or Control (BPTC) measures are being implemented, or will be implemented by the onset of the winter period (November 15 - April 1), following the enrollment date.

## 3. TECHNICAL REPORT REQUIREMENTS

*The following technical report(s) shall be submitted by the Discharger as described below:*

1. A *Site Management Plan* must be submitted within 90 days of this NOA; this deadline falls on **14 April 2021**. For more information on the requirements to submit a *Site Management Plan*, see General Order Provision C.1.a, and Attachment A, Section 5. Attachment D of the General Order provides guidance on the contents of a *Site Management Plan*. For more information on the requirements to submit a *Site Management Plan*, see General Order Provision C.1.a, and Attachment A, Section 5. Attachment D of the General Order provides guidance on the contents of a *Site Management Plan*. Dischargers that cannot implement all applicable BPTC measures by the onset of the winter period, following their enrollment date, shall submit to the appropriate Central Valley Water Board a *Site Management Plan* that includes a time schedule and scope of work for use by the Central Valley Water Board in developing a compliance schedule as described in Attachment A of the General Order. You are not



required to use a Qualified Professional for developing the *Site Management Plan*. However, you are required to submit the *Site Management Plan* to Central Valley Water Board staff for approval prior to any site development.

2. A *Site Closure Report* must be submitted 90 days prior to permanently ending cannabis cultivation activities and seeking to rescind coverage under the Conditional Waiver. The *Site Closure Report* must be consistent with the requirements of General Order Provision C.1.e., and Attachment A, Section 5. Attachment D of the General Order provides guidance on the contents of the *Site Closure Report*.

#### **4. MONITORING AND REPORTING PROGRAM**

The Discharger shall comply with the Monitoring and Reporting Program (MRP). Attachment B of the General Order provides guidance on the contents for the annual reporting requirement. Annual reports shall be submitted to the Central Valley Water Board by March 1 following the year being monitored. The Discharger shall not implement any changes to this MRP unless and until a revised MRP is issued by the Central Valley Water Board's Executive Officer or the State Water Board's Chief Deputy Director, or Deputy Director.

#### **5. ANNUAL FEE**

According to the information submitted, the discharge is classified as Tier 1, low risk with the current annual fee assessed at \$600. The fee is due and payable on an annual basis until coverage under this General Order is formally rescinded. To rescind coverage, the Discharger must submit a Notice of Termination, including a *Site Closure Report* at least 90 days prior to termination of activities and include a final MRP report.

#### **6. TERMINATION OF COVERAGE UNDER THE GENERAL ORDER & REGIONAL WATER BOARD CONTACT INFORMATION**

Cannabis cultivators that propose to terminate coverage under the Conditional Waiver or General Order must submit a Notice of Termination (NOT). The NOT must include a *Site Closure Report* (see Technical Report Requirements above), and Dischargers enrolled under the General Order must also submit a final monitoring report. The Central Valley Water Board reserves the right to inspect the site before approving a NOT. Attachment C includes the NOT form and Attachment D of the General Order provides guidance on the contents of the *Site Closure Report*.

If the Discharger cannot comply with the General Order, or will be unable to implement an applicable BPTC measure contained in Attachment A by the onset of the winter period each year, the Discharger shall notify Central Valley Water Board staff by telephone at 530-224-4845 so that a site-specific compliance schedule can be developed.

14 January 2021

All monitoring reports, submittals, discharge notifications, and questions regarding compliance and enforcement should be directed to [centralvalleyredding@waterboards.ca.gov](mailto:centralvalleyredding@waterboards.ca.gov) or 530-224-4845.

Angela Wilson, P.G. 2021.01.14 09:27:34 -08'00'

(for) Patrick Pulupa,  
Executive Officer

JF: mp

cc via email: Kevin Porzio, State Water Resources Control Board, Sacramento  
Lake County Planning Department, Lakeport



This map is for use in administering the National Flood Insurance Program. It does not necessarily identify all areas subject to flooding, particularly from local drainage sources or small size. The **community map repository** should be consulted for possible updated or additional flood hazard information.

**Coastal Base Flood Elevations** shown on this map apply only landward of 0.7 National Geodetic Vertical Datum of 1929 (NGVD 29). Users of this FIRB should be aware that coastal flood elevations are also provided in the Summary of **Stillwater Elevations** tables in the Flood Insurance Study report for this jurisdiction. Elevations shown in the Summary of **Stillwater Elevations** tables should be used for construction and/or floodplain management purposes when they are higher than the elevations shown on this FIRB.

Boundaries of the floodways were computed at cross sections and interpolated between cross sections. The floodways were based on hydraulic considerations with regard to requirements of the National Flood Insurance Program. Floodway widths and other pertinent floodway data are provided in the Flood Insurance Study report for this jurisdiction.

Certain areas not in Special Flood Hazard Areas may be protected by flood control structures. Refer to Section 2.4 "Flood Protection Measures" of the Flood Insurance Study report for information on flood control structures for this jurisdiction.

The projection used in the preparation of this map was Universal Transverse Mercator (UTM) zone 10. The horizontal datum was NAD 83. GR580 spheroid. Differences in datum, spheroid, projection or UTM zones used in the production of FIRM for adjacent jurisdictions may result in slight positional differences in map features across jurisdiction boundaries. These differences do not affect the accuracy of this FIRM.

Flood elevations on this map are referenced to the National Geodetic Vertical Datum of 1929. These flood elevations must be compared to structure and ground elevations referenced to the same vertical datum. For information regarding conversion between the National Geodetic Vertical Datum of 1929 and the North American Vertical Datum of 1988, visit the National Geodetic Survey website at <http://www.ngs.noaa.gov> or contact the National Geodetic Survey at the following address:

Spatial Reference System Division  
National Geodetic Survey, NOAA  
Silver Spring Metro Center  
1315 East-West Highway  
Silver Spring, Maryland 20910  
(301) 713-2191

To obtain current elevation, description, and/or location information for **benchmark** shown on this map, please contact the Information Services Branch of the National Geodetic Survey at (301) 713-3242, or visit its website at <http://www.ngs.noaa.gov>.

Base map information shown on this FIRM was derived from U.S. Geological Survey Digital Orthophoto Quadrangles produced at a scale of 1:12,000 from photography dated 1997 or later.



This map reflects more detailed and up-to-date stream channel configurations than those shown on the previous FIRM for this jurisdiction. The floodplains and floodways that were transferred from the previous FIRM may have been adjusted to confirm to these new stream channel configurations. As a result, the Flood Profiles and Floodway Data tables in the Flood Insurance Study Report (which contains authoritative hydraulic data) may reflect stream channel distances that differ from what is shown on this map.

Corporate limits shown on this map are based on the best data available at the time of publication. Because changes due to annexations or de-annexations may have occurred after this map was published, map users should contact appropriate community officials to verify current corporate-limit locations.

Please refer to the separately printed **Map Index** for an overview map of the county showing the layout of map panels, community map repository addresses, and a Listing of Communities table containing National Flood Insurance Program dates for each community as well as a listing of the panels on which each community is located.

Contact the **FEMA Map Service Center** at 1-800-358-9616 for information on available products associated with this FIRMS. Available products may include previously issued Letters of Map Change, a Flood Insurance Study report, and/or digital versions of this map. The FEMA Map Service Center may also be reached by Fax at 1-800-358-9620 and its website at <http://www.fema.gov/mec>.

If you have questions about this map or questions concerning the National Flood Insurance Program in general, please call 1-877-FEMA-MAP (1-877-336-2627) or visit the FEMA website at <http://www.fema.gov>.



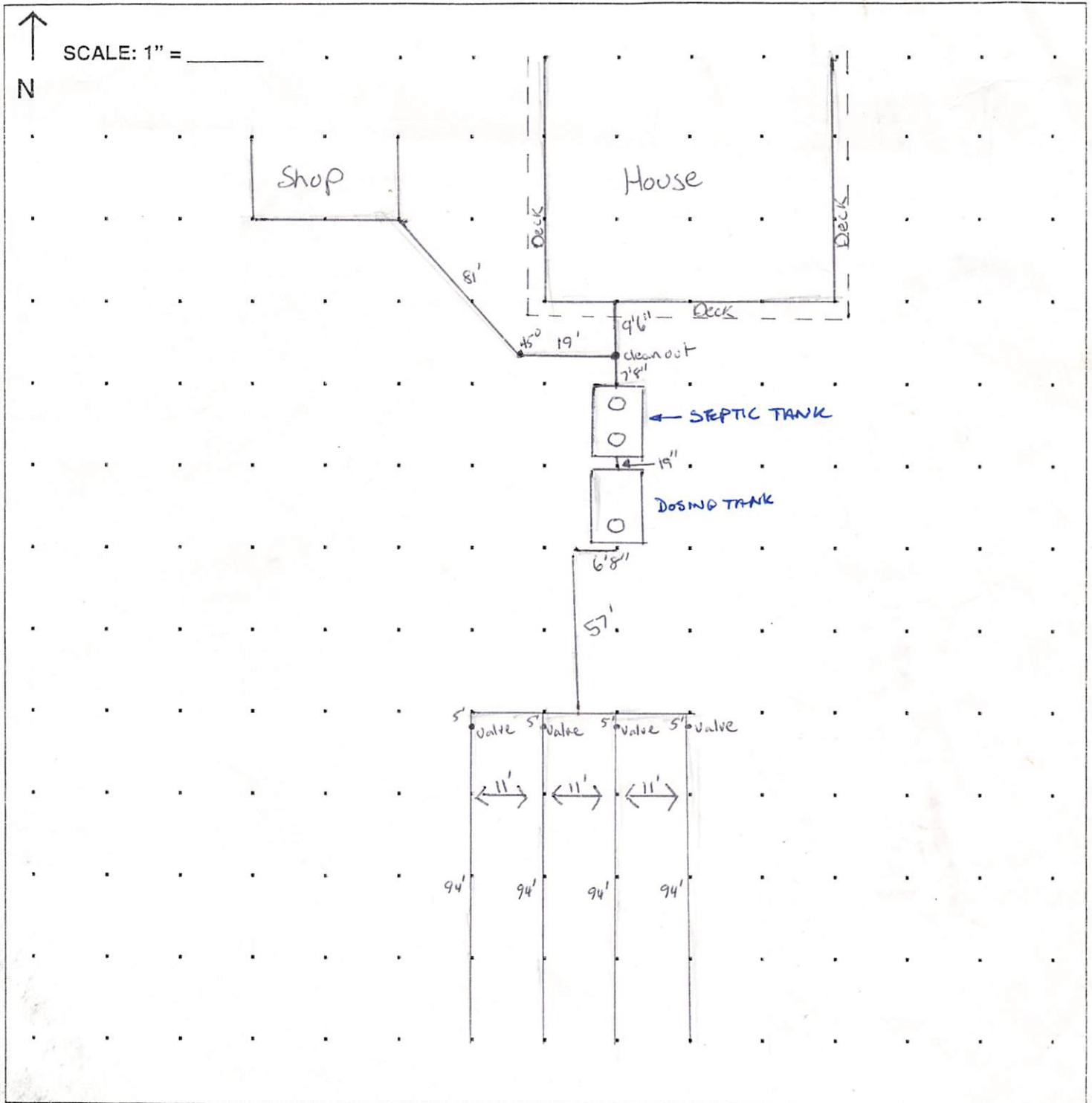
# AS BUILT PLOT PLAN

APN: 008 - 037 - 01

ADDRESS: 3050 Big Valley Rd - K-ville

PERMIT NUMBER: 15484

OWNER: ANDREW + LESA SERRANO



INSTALLER SIGNATURE: \_\_\_\_\_ DATE: \_\_\_\_\_ INSTALLER (PRINT): \_\_\_\_\_

ACCEPTED BY REHS: James Serrano DATE: 24 JAN 06

TANK MFG. \_\_\_\_\_ GALLONS: \_\_\_\_\_ Tank to House: \_\_\_\_\_ DEPTH of rock: \_\_\_\_\_

DEPTH of Trench: \_\_\_\_\_ WIDTH of Trench: 24" SEPARATION between trenches: 11'

# of leach lines: 4 Lengths: 94' 94' 94' 94' Total Lineal Feet: \_\_\_\_\_