



population of lake county ca



B

All

Maps

News

Shopping

Images

More

Settings

Tools

About 2,060,000 results (0.68 seconds)

Lake County, California / Population

64,591 (2015)



Explore more

Sources include: United States Census Bureau

Feedback

### Lake County, California - Wikipedia

[https://en.wikipedia.org/wiki/Lake\\_County,\\_California](https://en.wikipedia.org/wiki/Lake_County,_California)

Jump to Places by **population**, race, and income - The 2010 United States Census reported that Lake County had a population of 64,665.

Enterprise, Lake County ... · Eastlake, Lake County ... · Spring Valley, Lake County ...

You visited this page on 12/14/17.

### U.S. Census Bureau QuickFacts: Lake County, California

<https://www.census.gov/quickfacts/fact/table/lakecountycalifornia/PST045216>

**Population.** Population estimates, July 1, 2017, (V2017), NA. Population estimates, July 1, 2016, (V2016), 64,116. Population estimates base, April 1, 2010, (V2017), NA. Population estimates base, April 1, 2010, (V2016), 64,665. Population, percent change - April 1, 2010 (estimates base) to July 1, 2017, (V2017), NA.

### Lake County, California Population 2017, 2016 - Suburban Stats

<https://suburbanstats.org> > California > Counties And Cities in CA

Lake County California Population 2017 2016, Lake County California Population 2017 2016, Lake County California Population 2017 2016, Lake County California Demographics 2017 2016, Lake County California Statistics 2017 2016.

### Demographics - County of Lake

[www.co.lake.ca.us/Government/Directory/Economic.../Demographics.htm](http://www.co.lake.ca.us/Government/Directory/Economic.../Demographics.htm)

For a snapshot of the most current population projections as well as detailed demographic information, visit the U.S. Census Bureau QuickFacts. Select California, and then select Lake County for the QuickFact sheet; at the top, also select "Browse data sets for Lake County" for more detailed community information including ...

### Lake County, CA - Profile data - Census Reporter

<https://censusreporter.org/profiles/05000US06033-lake-county-ca/>

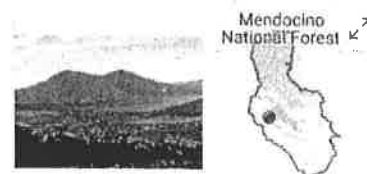
Population by age category. 18 to 6456%. Under 18; 18 to 64; 65 and over. Show data/Embed. † Margin of error is at least 10 percent of the total value. Take care with this statistic.

### Data USA | Lake County, CA

<https://datausa.io/profile/geo/lake-county-ca/>

The largest places in Lake County, CA by population are Clearlake, CA; Hidden Valley Lake, CA; and Lakeport, CA. In 2015, the median household income in Lake County, CA was \$35,578, a -1.16% decline from the previous year. Also in 2015 there were 23,011 residents in Lake County, CA with jobs, a 3.24% growth over 2014.

### Population of Lake County, California (County) - Statistical Atlas



## Lake County, California

Lake County is a county located in the north central portion of the U.S. state of California. As of the 2010 census, the population was 64,665. The county seat is Lakeport. Wikipedia

**Area:** 1,329 mi² (1,256 mi² Land / 73 mi² Water)

**Population:** 64,591 (2015)

**Unemployment rate:** 5.4% (Sep 2017)

**County seat:** Lakeport

**Points of interest:** Clear Lake, Historic Courthouse Museum, MORE

### Destinations

View 10+



Clear Lake



Clearlake



Mendocino National Forest

### People also search for



Mendocino County, California



Sonoma County, California



Napa County, California

Feedback



population of lakeport ca



B

All

Maps

News

Images

Shopping

More

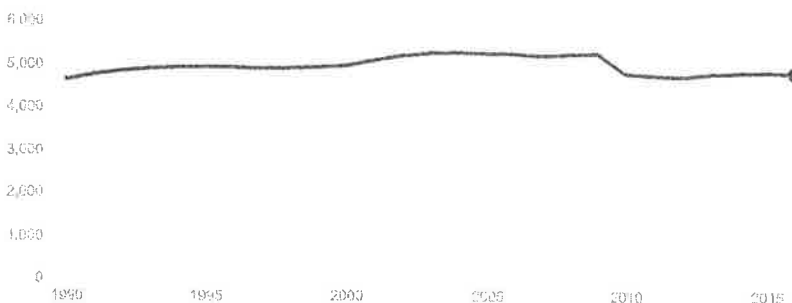
Settings

Tools

About 230,000 results (0.63 seconds)

Lakeport / Population

4,772 (2016)



Explore more

Sources include: United States Census Bureau

Feedback

### Lakeport, California - Wikipedia

[https://en.wikipedia.org/wiki/Lakeport,\\_California](https://en.wikipedia.org/wiki/Lakeport,_California)

**Jump to Demographics** - The 2010 United States Census reported that Lakeport had a population of 4,753. The population density was 1,486.0 people per square mile (573.8/km<sup>2</sup>).  
Geography · Climate · 2010 · 2000

### Lakeport, California Population 2017, 2016 - Suburban Stats

<https://suburbanstats.org> · California · Counties And Cities in CA

**Lakeport California Population 2017 2016, Lakeport California Population 2017 2016, Lakeport California Population 2017 2016, Lakeport California Demographics 2017 2016, Lakeport California Statistics 2017 2016.**

### Lakeport, California (CA 95453) profile: population, maps, real estate ...

[www.city-data.com/city/Lakeport-California.html](http://www.city-data.com/city/Lakeport-California.html)

Single-family new house construction building permits: 1997: 3 buildings, average cost: \$173,900; 1998: 3 buildings, average cost: \$120,700; 1999: 5 buildings, average cost: \$147,700; 2000: 5 buildings, average cost: \$193,600; 2001: 7 buildings, average cost: \$209,700; 2002: 9 buildings, average cost: \$175,600; 2003: ...

### City Demographics - City of Lakeport

<https://www.cityoflakeport.com/business/demographics.aspx>

City Demographics. As of January 2014, the California Department of Finance estimates that **4,807 people** reside in the Lakeport city limits. The City's population as of 2010 was 4,753 according to the U.S. Census. The Lakeport City limits includes approximately 2.7 square miles of land area.

### Lakeport, CA Population & Demographics - AreaVibes

[www.areavibes.com/lakeport-ca/demographics/](http://www.areavibes.com/lakeport-ca/demographics/)

View the **Lakeport, CA population** and other interesting **demographics** including: median age, male to female ratio, marital status, source of income, languages spoken and race breakdown.

### Lakeport, California | Livability

<https://livability.com/ca/lakeport>

Looking to move to **Lakeport, CA**? We've got everything you want to know about the key factors that could make this the best place for you, including **Lakeport, CA real estate**. Let's start with the basics: **Lakeport, CA** is located in Lake County. It has a **population** of 4,740, and we have a cool graph below that shows the city's ...

### Best Places to Live in Lakeport, California - Sperling's Best Places

[www.bestplaces.net/city/california/lakeport](http://www.bestplaces.net/city/california/lakeport)


## Lakeport

City in California

Lakeport is an incorporated city and county seat of Lake County, California. This city is one hundred and twenty-five miles northwest of Sacramento. Lakeport is on the west shore of Clear Lake, at an elevation of 1355 feet. Wikipedia

**Weather:** 53°F (12°C), Wind S at 2 mph (3 km/h), 95% Humidity

**Hotels:** 3-star averaging \$126. [View hotels](#)

**Zip code:** 95453

**Incorporated:** April 30, 1888

**Population:** 4,772 (2016)

### Points of interest

View 4+



Clear Lake State Park



Library Park



Historic Courthouse Museum

### People also search for

View 2+



Clearlake



Ukiah



Willits

### More about Lakeport

Feedback

Google

population of clearlake ca




B

All News Maps Images Shopping More Settings Tools

About 418,000 results (0.70 seconds)

Clearlake / Population

15,053 (2016)



Explore more

Sources include: United States Census Bureau

Feedback

People also ask

Why is it called Clear Lake?

Is Clear Lake a man made lake?

Is Clear Lake a natural lake?

What is the population of Clear Lake Texas?

Feedback

Clearlake, California - Wikipedia

[https://en.wikipedia.org/wiki/Clearlake,\\_California](https://en.wikipedia.org/wiki/Clearlake,_California)

**Jump to Demographics** - Clearlake is a city in Lake County, California. Clearlake is 4.5 miles (7.2 km) north-northwest of Lower Lake, at an elevation of 1417 feet (432 m). As of the 2010 census, the city had a total population of 15,250, up from 13,142 at the 2000 census.

History · Geography · Climate

Clearlake, California Population 2017, 2016 - Suburban Stats

<https://suburbanstats.org> · California · Counties And Cities in CA

Demographic sex by age for the population in households. Population in households in Clearlake. Total Population: 14,790.

Black Or African American population in Clearlake California 2016 ...

<https://suburbanstats.org> · California · Clearlake

The break down of how many Black Or African American people live in Clearlake, California in 2016 and 2015 by gender, age and family size.

Clearlake, California (CA 95422) profile: population, maps, real estate ...

[www.city-data.com/city/Clearlake-California.html](http://www.city-data.com/city/Clearlake-California.html)

Single-family new house construction building permits: 2003: 15 buildings, average cost: \$106,200; 2004: 45 buildings, average cost: \$121,600; 2005: 55 buildings, average cost: \$121,600; 2006: 195 buildings, average cost: \$128,300; 2007: 115 buildings, average cost: \$136,000; 2008: 25 buildings, average cost: ...

Clearlake, CA Population &amp; Demographics - AreaVibes

[www.areavibes.com/clearlake-ca/demographics/](http://www.areavibes.com/clearlake-ca/demographics/)

View the Clearlake, CA population and other interesting demographics including: median age, male to female ratio, marital status, source of income, languages spoken and race breakdown.



## Clearlake

City in California

Clearlake is a city in Lake County, California. Clearlake is 4.5 miles north-northwest of Lower Lake, at an elevation of 1417 feet. As of the 2010 census, the city had a total population of 15,250, up from 13,142 at the 2000 census. Wikipedia

**Weather:** 52°F (11°C), Wind S at 4 mph (6 km/h), 95% Humidity

**Zip code:** 95422**Population:** 15,053 (2016)

Plan a trip



Clearlake travel guide



3-star hotel averaging \$137

People also search for View 10+



Lakeport



Ukiah



Cloverdale

Points of interest and ...

Feedback



## Police Officer to Population Ratios Bureau of Justice Statistics Data

### Introduction

The IACP *Perspectives* series is intended to help local agency decision-making by providing useful information gleaned from our network of information sources. The *Perspectives* series does not present IACP positions on the topic being addressed, nor does it replace long-term research. *Perspectives* publications raise thoughtful issues regarding complex policy topics- in this case, police officer to population ratios- to inform the debate at the local level.

### Ratio Data and Agency Staffing

Before presenting BJS data, it is first important to clarify IACP's position on police to population ratios and why they should *not* be used as a basis for agency staffing decisions. The following is a quote from IACP's *Patrol Staffing and Deployment Study* brochure: *Ratios, such as officers-per-thousand population, are totally inappropriate as a basis for staffing decisions. Accordingly, they have no place in the IACP methodology. Defining patrol staffing allocation and deployment requirements is a complex endeavor which requires consideration of an extensive series of factors and a sizable body of reliable, current data.*

BJS ratio data presented here can be useful to local agencies in other ways, including historic perspective on staffing trends across all US law enforcement, and in conducting long term staffing trend analysis, locally, regionally and nationally.

### BJS Ratio Data

The Bureau of Justice Statistics (BJS), within the Office of Justice Programs (OJP), within the United States Department of Justice (DOJ) publishes *Local Police Departments* report every three to four years. This report contains excellent and highly reliable data on state and local police personnel throughout the U.S. One aspect of this report is the average ratio of full time officers per 1,000 residents. The most recent BJS data on this topic (2003), by size of population served follows:

Population Served	*FT Officers Per 1,000 Residents	Population Served	*FT Officers Per 1,000 Residents
250,000 or more	2.5	10,000 to 24,999	2.0
100,000 to 249,999	1.9	2,500 to 9,999	2.2
50,000 to 99,999	1.8	1,000 to 2,499	2.6
25,000 to 49,999	1.8	All Sizes	2.5

\*Average Ratio

In addition to the *Local Police Departments* publication, BJS also publishes a more comprehensive report intermittently entitled *Law Enforcement Management and Administrative Statistics (year): Data for Individual State and Local Agencies with 100 or More Officers*. Both reports can be valuable to local law enforcement agencies. To learn more about the Bureau of Justice Statistics (BJS) and their statistical reports on law enforcement, visit their website: [www.ojp.usdoj.gov/bjs](http://www.ojp.usdoj.gov/bjs).



Peace Officers Research Association of California

MEMBERS  
ABOUT ▾JOBS  
ADVOCACY ▾CONTACT  
NEWS ▾

TRAINING ▾

EVENTS ▾

SOCIAL MEDIA

Eureka Police Department

## POLICE OFFICER – LATERAL AND ENTRY LEVEL

\$15,000 SIGNING BONUS  
(lateral)/\$5,000 SIGNING BONUS  
(entry)



The Eureka Police Department is currently searching for qualified California Lateral and Entry Level Police Officers seeking new opportunities to serve with a forward-looking, professional, community-oriented policing organization that will value the knowledge and experience you can bring to our team. EPD is largely a young department with great opportunities for advancement and rapid seniority.

Please apply online at:

<https://www.governmentjobs.com/careers/eurekaca>

« BACK TO LIST

### News

[In the News](#)
[PORAC Newslane](#)
[PORAC Law  
Enforcement News](#)
[Issue Archive](#)
[Jobs](#)
[Classifieds](#)
[Advertise With Us](#)
[I Found the Bear  
Contest](#)
[Subscribe](#)
[Contribute](#)

Follow

PORAC



### LEGISLATIVE ALERT

**PORAC has endorsed Michael Bilbrey for CalPERS \*Update-  
Election Runoff Ballots\***

*PORAC has endorsed Michael Bilbrey for CalPERS Member-at-large, Position B*  
[Read More »](#)



Peace Officers Research Association of California

MEMBERS  
ABOUT ▾JOBS  
ADVOCACY ▾CONTACT  
NEWS ▾

TRAINING ▾

EVENTS ▾

SOCIAL MEDIA

City of Modesto

## **POLICE OFFICER (LATERAL) POLICE OFFICER TRAINEE POLICE OFFICER RECRUIT**



Police Officer (Lateral): \$66,785.28 - \$81,185.88 Annually  
(\$92,960.04 Master Officer with Advanced POST and Uniform Allowance)

Police Officer Trainee: \$60,503.28 - \$73,547.28 Annually

Police Officer Recruit: \$47,021.04 - \$57,143.16 Annually

\$15,000 Lateral Police Officer Incentive!

The Modesto Police Department is hiring! We are looking for candidates who are ready to take the challenge and work for one of Northern California's premier law enforcement agencies.

Apply online at [www.modestogov.com](http://www.modestogov.com). City application required.

The City of Modesto is an Equal Opportunity Employer.

### News

[In the News](#)
[PORAC Newsline](#)
[PORAC Law  
Enforcement News](#)
[Issue Archive](#)
[Jobs](#)
[Classifieds](#)
[Advertise With Us](#)
[I Found the Bear  
Contest](#)
[Subscribe](#)
[Contribute](#)

« BACK TO LIST



Peace Officers Research Association of California

MEMBERS  
ABOUT ▾JOBS  
ADVOCACY ▾CONTACT  
NEWS ▾

TRAINING ▾

EVENTS ▾

SOCIAL MEDIA

Napa County Sheriff's Office

## DEPUTY SHERIFF — (CONTINUOUS RECRUITMENT) FOR LATERALS AND ACADEMY GRADUATES



Salary: Academy Grad \$6,579.73

Senior Deputy \$9,138.13

Specialty Pay, Incentive Pay, \$5,000 Signing Bonus

College Loan Reimbursement \$20,000

The Napa County Sheriff's Office is a progressive community based agency. We offer exceptional training, great equipment, and we work with a community who supports us.

For more information please apply online and visit us at:

[napacountycareers.com](http://napacountycareers.com)

« BACK TO LIST

### News

In the News

PORAC Newsline

PORAC Law  
Enforcement News

Issue Archive

Jobs

Classifieds

Advertise With Us

I Found the Bear  
Contest

Subscribe

Contribute

### LEGISLATIVE ALERT

Legal Defense Fund Insurance &amp; Benefits Trust Retiree Medical Trust 1-800-937-



Peace Officers Research Association of California

MEMBERS  
ABOUT ▾JOBS  
ADVOCACY ▾CONTACT  
NEWS ▾

TRAINING ▾

EVENTS ▾

SOCIAL MEDIA

City of Santa Cruz

## POLICE OFFICER TRAINEE

Incentives include a \$10,000  
Hiring Bonus & Excellent  
Benefits



The Santa Cruz Police Department is looking for men and women who want an amazing career, not just a job. We offer competitive pay, opportunities for specialty assignments like Motors, K-9, Beach ATV Patrol, Investigations, SWAT, Parks and Downtown Units. You will work alongside great team members in a community oriented policing department. We have state-of-the-art training combined with an opportunity to make a difference in our community.

Applications accepted until 1/4/18; go to [cityofsantacruz.com](http://cityofsantacruz.com) and click on Jobs.

« BACK TO LIST

### News

In the News

PORAC Newsline

PORAC Law  
Enforcement News

Issue Archive

Jobs

Classifieds

Advertise With Us

I Found the Bear  
Contest

Subscribe

Contribute

Follow

PORAC



### LEGISLATIVE ALERT

PORAC has endorsed Michael Bilbrey for CalPERS \*Update-  
Election Runoff Ballots\*





# California

## LEGISLATIVE INFORMATION

[Home](#)
[Bill Information](#)
[California Law](#)
[Publications](#)
[Other Resources](#)
[My Subscriptions](#)
[My Favorites](#)

 Code: 

Section:


[Up^](#)
[Add To My Favorites](#)

### GOVERNMENT CODE - GOV

**TITLE 3. GOVERNMENT OF COUNTIES [23000 - 33205]** ( Title 3 added by Stats. 1947, Ch. 424. )

**DIVISION 3. FINANCIAL PROVISIONS [29000 - 30608]** ( Division 3 added by Stats. 1947, Ch. 424. )

**CHAPTER 6.9. Local Assistance for Rural and Small County Law Enforcement [30070- 30070.]** ( Chapter 6.9 added by Stats. 2001, Ch. 205, Sec. 1. )

**30070.** (a) For the 2011–12 fiscal year, the program authorized by this chapter shall be funded from the Local Law Enforcement Services Account in the Local Revenue Fund 2011. The Controller shall, on a quarterly basis, beginning on October 1, 2011, allocate 4.07 percent of the moneys annually deposited in the Local Law Enforcement Services Account. Commencing with the 2012–13 fiscal year, the program authorized by this chapter shall be funded from the Enhancing Law Enforcement Activities Subaccount in the Local Revenue Fund 2011. Subsequent to the allocation described in subdivision (c) of Section 29552, the Controller shall allocate 4.06682787 percent of the remaining moneys annually deposited in the Enhancing Law Enforcement Activities Subaccount in the Local Revenue Fund 2011. Commencing with the 2013–14 fiscal year, subsequent to the allocation described in subdivision (d) of Section 29552, the Controller shall allocate 4.06682787 percent of the remaining moneys annually deposited in the Enhancing Law Enforcement Activities Subaccount in the Local Revenue Fund 2011. Funds shall be allocated in monthly installments to county sheriffs' departments to enhance law enforcement efforts in the counties specified in paragraphs (1) to (37), inclusive, according to the following schedule:

(1) Alpine County .....	2.7027%
(2) Amador County .....	2.7027%
(3) Butte County .....	2.7027%
(4) Calaveras County .....	2.7027%
(5) Colusa County .....	2.7027%
(6) Del Norte County .....	2.7027%
(7) El Dorado County .....	2.7027%
(8) Glenn County .....	2.7027%
(9) Humboldt County .....	2.7027%
(10) Imperial County .....	2.7027%
(11) Inyo County .....	2.7027%
(12) Kings County .....	2.7027%
(13) Lake County .....	2.7027%
(14) Lassen County .....	2.7027%
(15) Madera County .....	2.7027%
(16) Marin County .....	2.7027%
(17) Mariposa County .....	2.7027%